

GRAND AVENUE & OAKLAND AVENUE PEDESTRIAN SAFETY ANALYSIS

Piedmont, California
August 2016

Prepared for:
Coastland Civil Engineering, Inc.
City of Piedmont

Prepared by:
Kittelson & Associates, Inc.
155 Grand Avenue, Suite 900
Oakland, California 94612
510.433.8075
www.kittelson.com



KITTELSON & ASSOCIATES, INC.
TRANSPORTATION ENGINEERING/PLANNING



TECHNICAL MEMORANDUM

Grand Avenue & Oakland Avenue Pedestrian Safety Analysis

Piedmont, California

Date: August 9, 2016 Project #: 20182
 To: John Wanger, PE
 Coastland Civil Engineering, Inc.
 From: Jorge A. Barrios, PE; Aaron Elias, TE
 cc: Erin Ferguson, PE

This technical memorandum presents findings of existing conditions and treatments for consideration at the Grand Avenue and Oakland Avenue intersection in Piedmont, California. In addition to an existing conditions analysis, three concepts were evaluated:

1. **Signal Optimization:** The simplest of the three treatments. It would increase crossing times for pedestrians, and optimize the green time splits based on existing automobile volumes and lane configuration.
2. **No RTOR + LPI:** This treatment represents a slight increase in complexity over the signal optimization treatment. It would prohibit right-turns-on-red (RTOR) to reduce conflicts between automobiles and pedestrians. It would also include leading pedestrian intervals (LPIs) to increase the visibility of pedestrians on the crosswalks.
3. **Signal Phasing:** The most complex of the three treatments. It may require changes to or the purchase of new signal equipment. This treatment would replace the existing split signal phasing on Oakland Avenue with permitted left-turn phasing.

The following sections discuss data collection, traffic analysis, and potential changes to traffic control. Table 1 summarizes the potential improvements Kittelson & Associates, Inc. (KAI) identified for the City’s consideration. Based on this analysis, KAI recommends that the City consider the changes in the **Signal Phasing** scenario. If a shorter-term solution would be preferable, the **Signal Optimization** scenario provides a good balance of pedestrian accommodation and automobile operational performance.

Table 1: Summary of Findings


Scenario	Relative Pedestrian Accommodation	Auto Avg. Delay and Level of Service	
		AM	PM
Existing Conditions	As-is	40.9 (D)	43.1 (D)
Signal Optimization	Good	35.7 (D)	36.2 (D)
No RTOR + LPI	Better	53.1 (D)	48.6 (D)
Signal Phasing	Best	19.4 (B)	18.7 (B)

PROJECT BACKGROUND

The City of Piedmont is considering traffic control and intersection geometry changes to the Grand Avenue and Oakland Avenue intersection. The changes build upon the recent Grand Avenue road diet, which reduced the number of lanes on Grand Avenue from the Oakland-Piedmont boundary to Greenback Avenue. This study also considered potential modifications that would take place in 2020 if an Active Transportation Program (ATP) grant application submitted by the City is successful. The goal of this study is to understand current motorized and non-motorized traffic operations (i.e., with the road diet) and to evaluate short-term strategies which may enhance pedestrian safety with little or no impact on automobile queuing and delay.

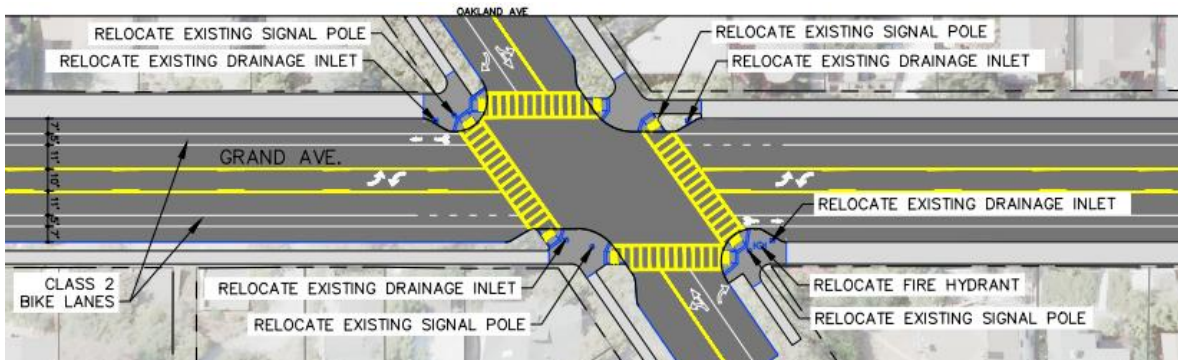
Figure 1 is an aerial photo of the existing conditions. Figure 2 is a schematic showing the potential configuration of the intersection if the ATP grant is successful.

Figure 1: Aerial of Study Intersection



Source: Google Maps (2016)

Figure 2: Schematic of ATP-Related Proposed Changes to the Study Intersection



Source: ATP Cycle 2 Application, Coastland Civil Engineering (2015)

EXISTING CONDITIONS

To inform the technical analyses and recommendations in this report, KAI collected midweek 48-hour automated traffic volume data on Grand Avenue and Oakland Avenue near the study intersection. In addition to the bidirectional traffic volume data, KAI also collected speed and vehicle classification data. These counts were performed on:

- Wednesday, June 1, 2016 through Thursday, June 2, 2016
- Tuesday, June 7, 2016 through Wednesday, June 8, 2016¹

KAI collected automobile, bicycle, and pedestrian turning movement counts for the morning (6-8 AM) and afternoon (1-7 PM) peak periods of Wednesday, June 8, 2016. A summary of the traffic data is presented in Figure 3. Appendix A includes the field count sheets.

¹ The automated traffic data were recollected by the traffic data vendor to coincide with the turning movement counts collected on Wednesday, June 8, 2016. The initial attempt to collect turning movement counts between June 1, 2016 and June 2, 2016 failed due to a blocked camera. A comparison of the automated traffic data shows that both weeks had similar traffic levels.

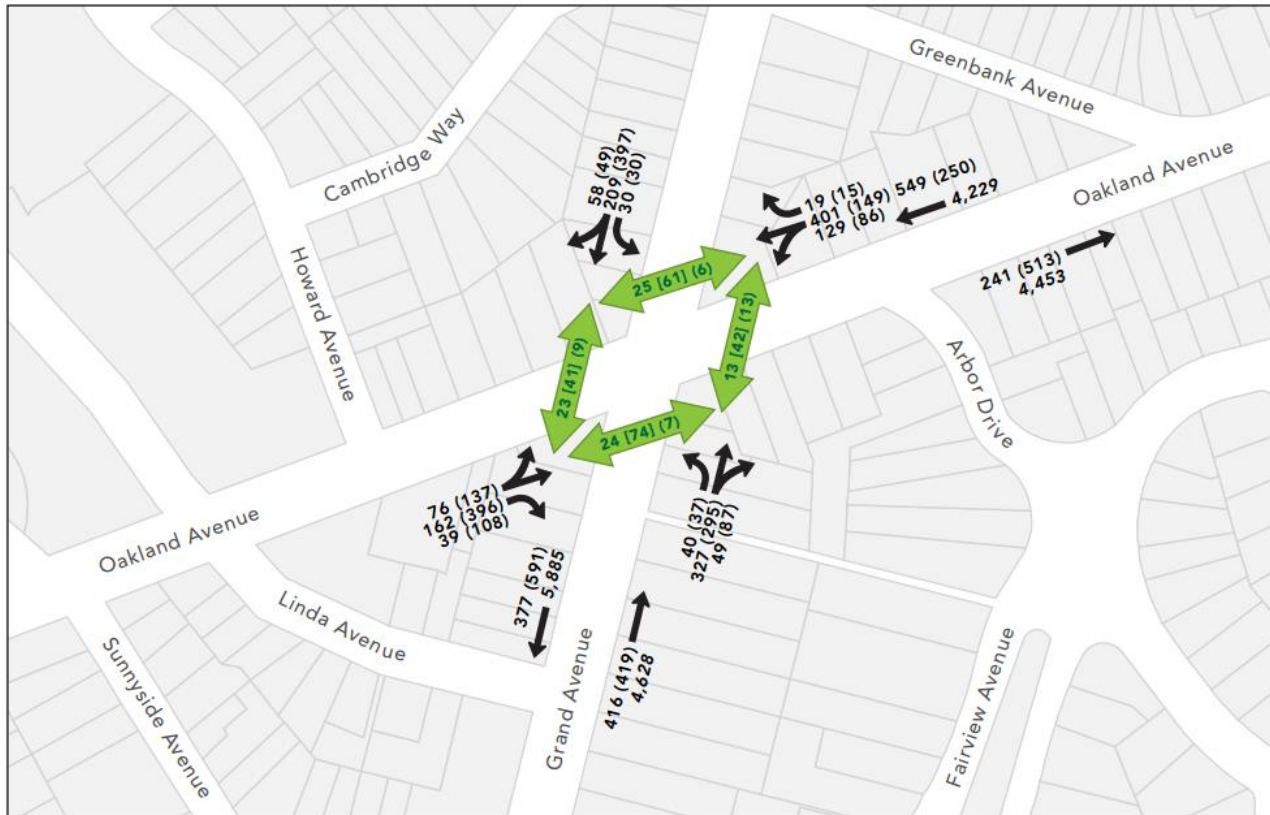


Figure 3: Schematic of Peak Hour Traffic Volumes

Key: AM (PM) = peak hour counts | X,XXX = Daily directional segment counts | AM [MD] (PM) = peak hour pedestrian volumes. MD = mid-day (school bell hours)

FIELD OBSERVATIONS

A field visit was conducted on Wednesday, May 25, 2016 and Thursday, May 26, 2016 during both the AM and PM peak periods to confirm the lane configuration, check signal timings, and observe existing queues. Field visit personnel also discussed the intersection with the crossing guard stationed at the intersection. Observations of note include:

- The split phasing appeared to provide additional green time over what was needed to serve vehicle demand on Oakland Avenue. This may contribute to longer queues on Grand Avenue.
- The crossing guard was concerned that the amount of crossing time available for the pedestrian signal phase was too short. A review of the signal timing data indicates that the pedestrian timings do not meet current standards set in the California Manual on Uniform Traffic Control Devices (CA MUTCD).
- There was significant congestion on southbound Grand Avenue in the PM peak period. This congestion appears to be caused by two factors:
 1. The intersection of Grand Avenue and Jean Street/Wildwood Avenue causes a queue that extends into the intersection of Grand Avenue and Oakland Avenue.

2. Even when the Jean Street/Wildwood Avenue queue was not causing congestion, the Oakland Avenue signal did not appear to have sufficient green time to compensate for the recent lane reduction.

Figure 4: Grand Avenue and Oakland Avenue



Source: Aaron Elias, Kittelson & Associates, Inc. (2016)

HISTORICAL CRASH ANALYSIS

KAI reviewed crash data for the study intersection. KAI used data from the California Highway Patrol Statewide Integrated Traffic Records System (SWITRS) for the crash data review. KAI analyzed the crash data at the study intersection from 2010-2015; crash data for 2015 are complete through November 11, 2015. Table 2 summarizes the crashes recorded at each study intersection during the January 1, 2010- November 11, 2015 study period. During this period, there was one reported collision involving a pedestrian.

Table 2. Historical Crash Data Summary January 1, 2010- November 11, 2015

Year	Grand Avenue & Oakland Avenue Intersection
2010	<ul style="list-style-type: none"> • On January 27, 2010, a sideswipe crash involving a parked vehicle occurred near the intersection. There were no injuries or fatalities. • On May 4, 2010, a sideswipe crash involving a parked vehicle occurred near the intersection. There were no injuries or fatalities. • On September 9, 2010, a sideswipe crash involving a parked vehicle occurred near the intersection. There were no injuries or fatalities.
2011	<ul style="list-style-type: none"> • On June 3, 2011, a head-on collision between automobiles resulted in two injuries occurred at the intersection. A violation of automobile right-of-way was cited as the primary contributing factor. • On July 10, 2011, a broadside collision between automobiles occurred at the intersection. A violation of traffic signals and signs was cited as the primary contributing factor. There were no injuries or fatalities. • On October 3, 2011, a rear-end collision occurred at the intersection. Unsafe speed was cited as the primary contributing factor. There were no injuries or fatalities.
2012	<ul style="list-style-type: none"> • On February 10, 2012, a rear-end collision at the intersection resulted in two injuries. Driving under the influence (DUI) was cited as the primary contributing factor. • On March 20, 2012, a broadside collision occurred at the intersection. A violation of traffic signals and signs was cited as the primary contributing factor. There were no injuries or fatalities. • On July 31, 2012, a rear-end collision occurred at the intersection. Following too closely was cited as the primary contributing factor. There were no injuries or fatalities.
2013	<ul style="list-style-type: none"> • On July 29, 2013, a sideswipe collision occurred near the intersection. Improper turning was cited as the primary contributing factor. There were no injuries or fatalities.
2014	<ul style="list-style-type: none"> • On November 12, 2014, a broadside collision at the intersection resulted in two injuries. A violation of traffic signals and signs was cited as the primary contributing factor. • On November 19, 2014, a sideswipe collision occurred near the intersection. A violation of automobile right-of-way was cited as the primary contributing factor. There were no injuries or fatalities.
2015	<ul style="list-style-type: none"> • On June 9, 2015, a hit-and-run sideswipe collision at the intersection resulted in one injury. A violation of traffic signals and signs was cited as the primary contributing factor. • On November 11, 2015, a pedestrian collision occurred at the intersection. Failure to yield to a pedestrian in a crosswalk was cited as the primary contributing factor. There were no injuries or fatalities.

Source: California Highway Patrol Statewide Integrated Traffic Records System (SWITRS)

ANALYSIS

The traffic counts shown in Figure 3 were used in conjunction with the existing lane configuration and signal timings to analyze the performance of the study intersection. The signal timing sheets are included as Appendix B. The analysis was conducted in accordance with the methods in the 2000 edition of the Highway Capacity Manual (HCM), as operationalized by the Synchro 8.0 software package. Three metrics are used throughout this study:

- **Level of Service (LOS):** LOS is a qualitative measure of the performance of the intersection. It ranges from A (best) to F (worst). Unless otherwise noted, it refers to motorized vehicles.
- **Delay:** Delay at a signalized intersection is typically presented as the average delay, in seconds per vehicle, for all motorized vehicles using the intersection during the peak hour.
- **50th and 95th Percentile Queues:** The 50th and 95th percentile queues represent the median and the near-maximum number of vehicles queued.

SCENARIOS

In addition to the existing conditions scenario, three alternative concepts of progressing complexity were evaluated. These alternatives are also in order of increasing pedestrian accommodation, with each one representing additional safety countermeasures likely to reduce pedestrian crashes.

1. **Signal Optimization:** This would increase crossing times for pedestrians to be consistent with the latest standards and optimize the green time splits based on existing automobile volumes and lane configuration. The crossing times would be based on the latest CA MUTCD) guidance.
2. **No RTOR + LPI:** This treatment represents a slight increase in complexity over the signal optimization treatment. It would prohibit right-turns-on-red to reduce conflicts between automobiles and pedestrians. It would also include leading pedestrian intervals to increase the visibility of pedestrians on the crosswalks. LPIs are short intervals—typically two to three seconds—at the beginning of each phase that afford pedestrians a “head start” on their crossing compared to the corresponding vehicle phase.
3. **Signal Phasing:** The most complex of the three treatments. This may require changes to or purchase of new signal equipment. This treatment would replace the existing split signal phasing on Oakland Avenue with permitted left-turn phasing. The signal timing plan would also include the prohibition of RTORs and LPIs on all pedestrian crossings, as described above. *Protected* left-turn phasing—while desirable for reducing pedestrian conflicts—is not justified by traffic volumes and would require left-turn pockets on Oakland Avenue that are likely not constructible within existing right-of-way. KAI would suggest flashing yellow arrows be considered for this scenario. The flashing yellow arrow is similar to a permitted left with a green ball but provides an additional visual reference that motorists are required to yield to oncoming vehicles and pedestrians in the crosswalk. An example application at the intersection of Geary Road and Pleasant Hill Road in Pleasant Hill, CA is shown in Figure 5.

Figure 5: Example Application of a Flashing Yellow Arrow in California



Source: Aaron Elias, Kittelson & Associates, Inc. (2016)

Table 1 presented at the beginning of this document and reproduced below shows the results of the level of service analysis for the existing conditions scenario and the three alternatives presented above. Table 3 and Table 4 provide additional detail on 50th and 95th percentile vehicle queues for the existing conditions scenario and the three alternatives previously presented.

In summary, peak hour automobile level of service would remain at the current LOS D with the implementation of either **Signal Optimization** or **No RTOR + LPI**. If the longer-term **Signal Phasing** alternative is implemented, automobile level of service could improve to LOS B.

Appendix C through Appendix F contain the level of service and queuing worksheets used for each analysis scenario.

Table 1: Summary of Findings

Scenario	Relative Pedestrian Accommodation	Auto Avg. Delay and Level of Service	
		AM	PM
Existing Conditions	As-is	40.9 (D)	43.1 (D)
Signal Optimization	Good	35.7 (D)	36.2 (D)
No RTOR + LPI	Better	53.1 (D)	48.6 (D)
Signal Phasing	Best	19.4 (B)	18.7 (B)

Table 3: Queue Length Findings During the AM Peak Hour

AM Queue Length in Vehicles								
Scenario	EBL/T	EBR	WBL/T	WBR	NBL	NBT/R	SBL	SBT/R
Existing Conditions	7 (11)	1 (2)	14 (25)	1 (1)	1 (3)	11 (18)	1 (3)	7 (12)
Signal Optimization	6 (9)	1 (1)	12 (23)	1 (1)	1 (3)	8 (16)	1 (2)	5 (10)
No RTOR + LPI	8 (12)	2 (3)	20 (29)	1 (2)	2 (3)	14 (22)	1 (4)	9 (13)
Signal Phasing	2 (7)	1 (1)	6 (17)	1 (1)	1 (2)	5 (11)	1 (2)	3 (7)

Queues reported as 50th Percentile (95th Percentile*)

*Nineteen out of twenty times, the queues on the worst approach would be equal to or less than what is shown here.

Table 4: Queue Length Findings During the PM Peak Hour

PM Queue Length in Vehicles								
Scenario	EBL/T	EBR	WBL/T	WBR	NBL	NBT/R	SBL	SBT/R
Existing Conditions	14 (22)	2 (3)	7 (11)	1 (1)	1 (4)	10 (17)	1 (3)	13 (22)
Signal Optimization	11 (23)	2 (3)	5 (8)	1 (1)	1 (3)	8 (15)	1 (2)	10 (20)
No RTOR + LPI	13 (29)	2 (5)	6 (11)	1 (2)	1 (4)	9 (20)	1 (3)	11 (25)
Signal Phasing	6 (15)	1 (2)	2 (6)	1 (1)	1 (2)	5 (9)	1 (2)	6 (13)

Queues reported as 50th Percentile (95th Percentile*)

*Nineteen out of twenty times, the queues on the worst approach would be equal to or less than what is shown here.

COST ESTIMATE

In addition to the transportation analysis, KAI estimated the cost of implementing each of the three concepts. The cost estimate was based on the following:

- **Signal Optimization** – This concept would require the development of new time of day traffic signal plans that incorporate flashing Don't Walk phases consistent with the latest version of the California MUTCD. This concept does not require new traffic signal control equipment.
- **No Right turn on Red and Leading Pedestrian Intervals** – The existing traffic signal controller does not support leading pedestrian intervals. Therefore, this concept will require a new traffic signal control cabinet along with a new Naztec 980 ATC controller, CMU, and signing for no right turn on red.
- **Signal Phasing** – At a minimum, this concept would require the new signal cabinet and controller required for the previous concept along with replacing up to four signal heads that are for left turn arrows on Oakland Avenue that will no longer be needed once permitted only phasing is implemented. It is possible that the wiring or mast-arm would need to be replaced which may necessitate a complete upgrade to the existing signal.

Based on the notes above, Table 5 presents the cost estimate for each concept.

Table 5: Cost Estimate of the Three Proposed Concepts

Number	Concept	Cost Estimate
1	Signal Optimization	\$5,000
2	No RTOR + LPI	\$40,000 - \$45,000
3	Signal Phasing	\$45,000 - \$225,000

Source: Kittelson & Associates, Inc. 2016

CONCLUSION

KAI reviewed traffic data, crash history, and traffic operations at the intersection of Grand Avenue and Oakland Avenue to develop recommendations that can enhance the safety performance of the intersection—particularly for pedestrians. Because geometric changes to the intersection have either been recently implemented or are planned to be implemented, the study focused on signal timing options available to the City of Piedmont. The planned geometric changes can build upon any of the considered scenarios by reducing crossing distances and further increasing the visibility of pedestrians wishing to cross the intersection.

A review of traffic data found that the intersection is frequently used by pedestrians, especially in the midday hours. Vehicular turning movements at the intersection were found to account for approximately 30 percent of entering traffic—which is in line with historical data for intersections of

this type². It was also noted that due to the acute intersection angle, some of these turning movements require a higher level of effort from drivers as they look out for oncoming traffic.

Crash data from January 1, 2010 through November 11, 2015 were collected and reviewed as part of this project. Sideswipe collisions were the most common during this period, likely due to the combination of narrow lanes and on-street parking on both sides of the roadway. Broadside and rear-end collisions were also found to have occurred at the intersection over the past six years. One pedestrian collision—which did not result in injury—occurred on November 11, 2015.

Given the findings of these reviews, the study considered three alternatives of progressing complexity and pedestrian accommodation. Performance measures—including automobile delay, level of service, and queuing—were calculated for each alternative for the AM and PM peak hour of traffic at the intersection.

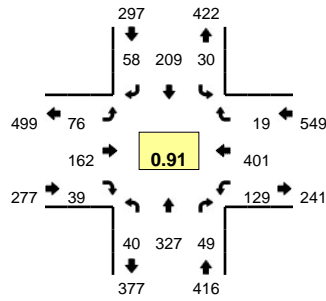
KAI found that the third alternative—**Signal Phasing**—both improves automobile traffic flow and reduces vehicle-pedestrian conflicts at the intersection. However, this strategy may require the purchase and installation of new signal equipment—and therefore may not be implementable in the short-term. In light of this, a secondary recommendation would be to implement the **Signal Optimization** alternative, which enhances pedestrian accommodation with increased flashing Don't Walk times while improving existing vehicle level of service.

² *Estimation of Intersection Turning Movements from Approach Counts*, Mark C. Schaefer (1988)

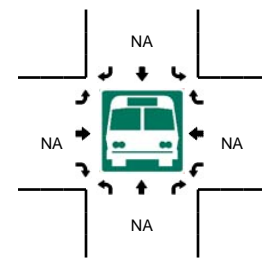
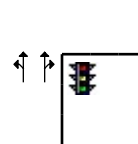
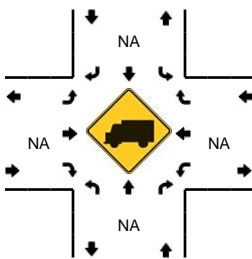
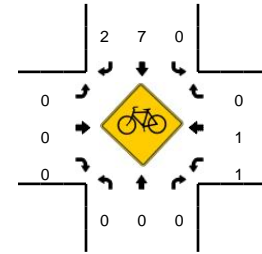
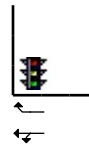
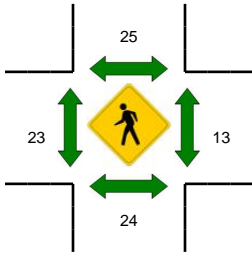
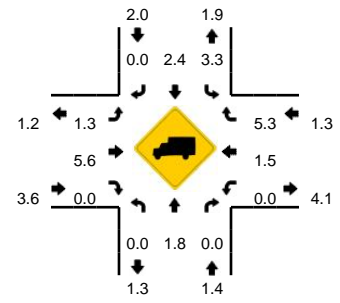
APPENDIX A: TRAFFIC COUNT DATA

LOCATION: Grand Ave -- Oakland Ave
CITY/STATE: Piedmont, CA

QC JOB #: 13746501
DATE: Wed, Jun 08 2016



Peak-Hour: 8:00 AM -- 9:00 AM
Peak 15-Min: 8:15 AM -- 8:30 AM



R* = RTOR

15-Min Count Period Beginning At	Grand Ave (Northbound)					Grand Ave (Southbound)					Oakland Ave (Eastbound)					Oakland Ave (Westbound)					Total	Hourly Totals
	Left	Thru	Right	U	R*	Left	Thru	Right	U	R*	Left	Thru	Right	U	R*	Left	Thru	Right	U	R*		
7:00 AM	6	27	4	0	3	1	16	10	0	1	13	16	1	0	1	2	28	0	0	0	129	
7:15 AM	4	32	11	0	2	3	17	9	0	1	6	13	3	0	3	6	49	0	0	0	159	
7:30 AM	6	43	11	0	2	4	22	6	0	4	19	43	3	0	8	7	56	2	0	0	236	
7:45 AM	11	43	12	0	9	12	37	9	0	7	19	53	4	0	4	13	76	1	0	0	310	834
8:00 AM	7	79	9	0	7	8	39	7	0	5	11	43	4	0	6	32	103	1	0	0	361	1066
8:15 AM	5	103	9	0	6	11	51	13	0	1	22	48	4	0	8	34	103	4	0	1	423	1330
8:30 AM	5	82	9	0	1	5	74	11	0	1	26	33	4	0	4	33	111	7	0	1	407	1501
8:45 AM	23	63	6	0	2	6	45	12	0	8	17	38	3	0	6	30	84	2	0	3	348	1539

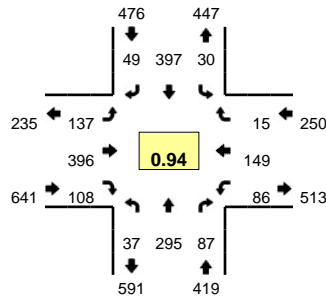
--	--	--	--	--	--	--	--	--	--	--	--	--	--	--	--	--	--	--	--	--	--	--	--

Peak 15-Min Flowrates	Northbound					Southbound					Eastbound					Westbound					Total
	Left	Thru	Right	U	R*	Left	Thru	Right	U	R*	Left	Thru	Right	U	R*	Left	Thru	Right	U	R*	
All Vehicles	20	412	36	0	24	44	204	52	0	4	88	192	16	0	32	136	412	16	0	4	1692
Heavy Trucks	0	8	0			0	4	0			4	20	0			0	8	4			48
Pedestrians		60					32					28					12				132
Bicycles	0	0	0			0	1	1			0	0	0			0	0	0			2
Railroad																					
Stopped Buses																					

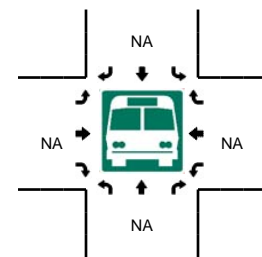
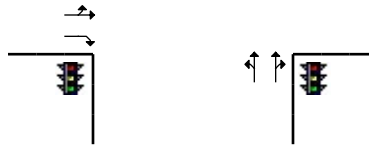
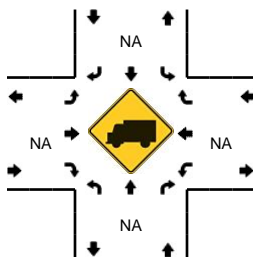
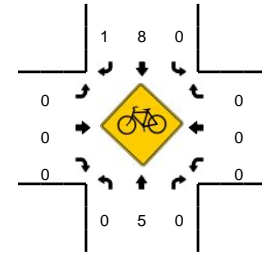
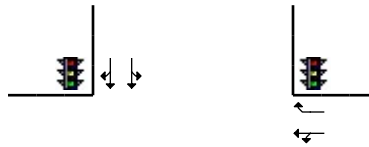
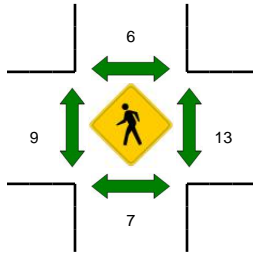
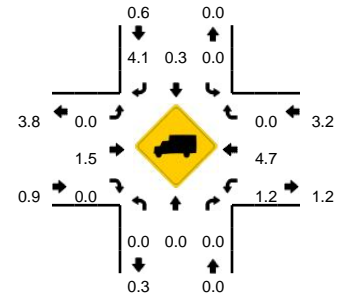
Comments:

LOCATION: Grand Ave -- Oakland Ave
CITY/STATE: Piedmont, CA

QC JOB #: 13746502
DATE: Wed, Jun 08 2016



Peak-Hour: 5:00 PM -- 6:00 PM
Peak 15-Min: 5:45 PM -- 6:00 PM



R* = RTOR

15-Min Count Period Beginning At	Grand Ave (Northbound)					Grand Ave (Southbound)					Oakland Ave (Eastbound)					Oakland Ave (Westbound)					Total	Hourly Totals
	Left	Thru	Right	U	R*	Left	Thru	Right	U	R*	Left	Thru	Right	U	R*	Left	Thru	Right	U	R*		
1:00 PM	12	60	10	0	7	9	71	10	0	6	20	58	6	0	9	21	40	2	0	2	343	
1:15 PM	8	43	6	0	4	5	85	8	0	5	14	46	11	0	5	17	55	2	0	2	316	
1:30 PM	10	45	18	0	8	5	70	9	0	1	19	43	7	0	9	15	59	1	0	6	325	
1:45 PM	11	60	13	0	8	5	69	6	0	4	18	56	7	0	11	29	39	2	0	2	340	1324
2:00 PM	7	48	16	0	2	9	60	12	0	6	28	53	10	0	6	21	38	1	0	2	319	1300
2:15 PM	4	56	8	0	11	8	56	7	0	8	16	51	11	0	9	19	39	4	0	1	308	1292
2:30 PM	7	58	11	0	7	8	85	3	0	4	20	53	6	0	14	22	37	1	0	3	339	1306
2:45 PM	9	59	12	0	15	9	71	7	0	8	22	47	10	0	10	17	37	3	0	1	337	1303
3:00 PM	7	51	3	0	6	11	75	7	0	4	27	60	9	0	6	20	32	2	0	1	321	1305
3:15 PM	6	76	10	0	4	5	93	4	0	5	14	51	5	0	8	16	42	1	0	2	342	1339
3:30 PM	9	72	8	0	3	4	75	4	0	8	34	66	5	0	9	35	50	0	0	1	383	1383
3:45 PM	6	65	15	0	4	15	93	7	0	7	29	81	6	0	6	37	50	2	0	0	423	1469
4:00 PM	16	65	25	0	7	14	90	12	0	6	29	67	10	0	8	28	46	1	0	1	425	1573
4:15 PM	9	59	15	0	13	7	95	10	0	6	39	82	11	0	7	19	42	4	0	2	420	1651
4:30 PM	8	84	13	0	10	9	104	9	0	3	27	74	6	0	11	19	38	2	0	1	418	1686
4:45 PM	2	69	14	0	4	7	91	12	0	6	43	102	13	0	12	16	40	3	0	2	436	1699
5:00 PM	9	79	19	0	6	9	96	10	0	3	37	90	16	0	12	23	50	4	0	0	463	1737
5:15 PM	10	70	14	0	6	12	108	10	0	3	30	91	25	0	7	20	29	4	0	2	441	1758
5:30 PM	10	65	8	0	9	2	74	8	0	4	32	105	20	0	10	25	31	1	0	2	406	1746
5:45 PM	8	81	20	0	5	7	119	7	0	4	38	110	10	0	8	18	39	0	0	2	476	1786
6:00 PM	6	51	9	0	1	9	100	6	0	9	27	90	16	0	10	23	35	2	0	2	396	1719
6:15 PM	10	49	10	0	2	10	112	14	0	3	29	99	6	0	10	13	28	0	0	3	398	1676
6:30 PM	8	59	13	0	7	9	73	8	0	11	22	69	7	0	9	18	35	3	0	8	359	1629
6:45 PM	11	52	10	0	1	7	62	8	0	10	28	63	13	0	6	13	25	2	0	2	313	1466
Peak 15-Min Flowrates	Northbound					Southbound					Eastbound					Westbound					Total	
	Left	Thru	Right	U	R*	Left	Thru	Right	U	R*	Left	Thru	Right	U	R*	Left	Thru	Right	U	R*		
All Vehicles	32	324	80	0	20	28	476	28	0	16	152	440	40	0	32	72	156	0	0	8	1904	
Heavy Trucks	0	0	0			0	0	4			0	12	0			4	0	0			20	
Pedestrians		4					0					12					8				24	
Bicycles	0	1	0			0	3	0			0	0	0			0	0	0			4	
Railroad																						
Stopped Buses																						

Comments:

LOCATION: Oakland Ave east of Grand Ave (redo) SPECIFIC LOCATION: Oakland Ave east of Grand Ave (redo) CITY/STATE: Piedmont, CA														QC JOB #: 13746505 DIRECTION: EB/WB DATE: Jun 07 2016	
Start Time	Motor-cycles	Cars & Trailer	2 Axle Long	Buses	2 Axle 6 Tire	3 Axle Single	4 Axle Single	<5 Axle Double	5 Axle Double	>6 Axle Double	<6 Axle Multi	6 Axle Multi	>6 Axle Multi	Not Classified	Total
12:00 AM	0	2	1	0	0	0	0	0	0	0	0	0	0	0	3
12:15 AM	0	7	0	0	0	0	0	0	0	0	0	0	0	0	7
12:30 AM	0	3	0	0	0	0	0	0	0	0	0	0	0	0	3
12:45 AM	0	7	1	0	0	0	0	0	0	0	0	0	0	0	8
1:00 AM	0	4	1	0	0	0	0	0	0	0	0	0	0	0	5
1:15 AM	0	5	0	0	0	0	0	0	0	0	0	0	0	0	5
1:30 AM	0	1	0	0	0	0	0	0	0	0	0	0	0	0	1
1:45 AM	0	1	1	0	0	0	0	0	0	0	0	0	0	0	2
2:00 AM	0	1	0	0	0	0	0	0	0	0	0	0	0	0	1
2:15 AM	0	0	1	0	0	0	0	0	0	0	0	0	0	0	1
2:30 AM	0	1	1	0	0	0	0	0	0	0	0	0	0	0	2
2:45 AM	0	1	0	0	0	0	0	0	0	0	0	0	0	0	1
3:00 AM	0	0	0	0	0	0	0	0	0	0	0	0	0	1	1
3:15 AM	0	0	0	0	0	0	0	0	0	0	0	0	0	0	0
3:30 AM	0	1	0	0	0	0	0	0	0	0	0	0	0	0	1
3:45 AM	0	5	0	0	0	0	0	0	0	0	0	0	0	0	5
4:00 AM	0	0	4	0	0	0	0	0	0	0	0	0	0	0	4
4:15 AM	0	4	2	0	0	0	0	0	0	0	0	0	0	0	6
4:30 AM	0	2	0	0	0	0	0	0	0	0	0	0	0	0	2
4:45 AM	0	3	3	0	0	0	0	0	0	0	0	0	0	0	6
5:00 AM	0	5	3	0	1	0	0	0	0	0	0	0	0	0	9
5:15 AM	0	11	4	0	0	0	0	0	0	0	0	0	0	0	15
5:30 AM	0	5	6	1	0	0	0	0	0	0	0	0	0	1	13
5:45 AM	0	17	8	1	1	0	0	0	0	0	0	0	0	0	27
Day Total															
Percent															
AM Peak Volume															
PM Peak Volume															
Comments:															

LOCATION: Oakland Ave east of Grand Ave (redo) SPECIFIC LOCATION: Oakland Ave east of Grand Ave (redo) CITY/STATE: Piedmont, CA														QC JOB #: 13746505 DIRECTION: EB/WB DATE: Jun 07 2016	
Start Time	Motor-cycles	Cars & Trailer	2 Axle Long	Buses	2 Axle 6 Tire	3 Axle Single	4 Axle Single	<5 Axle Double	5 Axle Double	>6 Axle Double	<6 Axle Multi	6 Axle Multi	>6 Axle Multi	Not Classified	Total
6:00 AM	1	29	8	1	0	0	0	0	0	0	0	0	0	0	39
6:15 AM	0	18	15	0	2	0	0	0	0	0	0	0	0	0	35
6:30 AM	0	29	9	2	0	0	0	0	0	0	0	0	0	0	40
6:45 AM	1	34	12	3	2	1	0	0	0	0	0	0	0	4	57
7:00 AM	0	31	23	3	2	0	0	0	0	0	0	0	0	1	60
7:15 AM	2	60	26	2	1	1	0	0	0	0	0	0	0	8	100
7:30 AM	0	99	32	2	3	0	0	0	0	0	0	0	0	7	143
7:45 AM	4	141	32	4	6	0	0	0	0	0	0	0	0	17	204
8:00 AM	3	129	42	2	2	4	0	0	0	0	0	0	0	28	210
8:15 AM	2	133	52	1	2	1	0	0	0	0	0	0	0	33	224
8:30 AM	3	150	51	2	5	1	0	0	0	0	0	0	0	21	233
8:45 AM	2	108	34	0	3	0	0	0	0	0	0	0	0	13	160
9:00 AM	2	87	30	2	5	0	0	2	0	0	0	0	0	19	147
9:15 AM	5	91	29	0	2	0	0	0	0	0	0	0	0	12	139
9:30 AM	0	83	39	1	6	0	0	0	0	0	0	0	0	15	144
9:45 AM	2	69	24	0	5	2	0	0	0	0	0	0	0	8	110
10:00 AM	1	87	31	0	5	0	0	0	0	0	0	0	0	12	136
10:15 AM	1	70	27	0	5	0	0	0	0	0	0	0	0	11	114
10:30 AM	4	86	38	2	5	0	0	0	0	0	0	0	0	12	147
10:45 AM	1	87	36	1	6	0	0	0	0	0	0	0	0	7	138
11:00 AM	0	75	34	1	6	0	0	0	0	0	0	0	0	4	120
11:15 AM	0	77	28	0	4	0	0	0	0	0	0	0	0	9	118
11:30 AM	2	60	29	2	6	0	0	0	0	0	0	0	0	11	110
11:45 AM	1	90	28	1	7	1	0	0	0	0	0	0	0	10	138
Day Total															
Percent															
AM Peak Volume															
PM Peak Volume															
Comments:															

LOCATION: Oakland Ave east of Grand Ave (redo) SPECIFIC LOCATION: Oakland Ave east of Grand Ave (redo) CITY/STATE: Piedmont, CA														QC JOB #: 13746505 DIRECTION: EB/WB DATE: Jun 07 2016	
Start Time	Motor-cycles	Cars & Trailer	2 Axle Long	Buses	2 Axle 6 Tire	3 Axle Single	4 Axle Single	<5 Axle Double	5 Axle Double	>6 Axle Double	<6 Axle Multi	6 Axle Multi	>6 Axle Multi	Not Classified	Total
12:00 PM	3	101	28	2	9	1	0	0	0	0	0	0	0	9	153
12:15 PM	2	100	34	0	11	0	0	1	0	0	0	0	0	10	158
12:30 PM	1	95	30	2	6	0	0	0	0	0	0	0	0	18	152
12:45 PM	2	95	34	0	7	1	0	0	0	0	0	0	0	16	155
1:00 PM	0	82	34	3	6	0	0	1	0	0	0	0	0	14	140
1:15 PM	2	97	23	1	4	1	0	0	0	0	0	0	0	9	137
1:30 PM	1	81	33	1	8	0	0	1	0	0	0	0	0	11	136
1:45 PM	2	90	26	1	9	0	0	0	0	0	0	0	0	9	137
2:00 PM	2	79	29	1	5	2	0	0	0	0	0	0	0	12	130
2:15 PM	1	70	27	0	2	0	0	0	0	0	0	0	0	7	107
2:30 PM	1	85	19	0	10	1	0	0	0	0	0	0	0	8	124
2:45 PM	0	97	28	0	6	1	0	0	0	0	0	0	0	9	141
3:00 PM	0	100	29	2	6	1	0	1	0	0	0	0	0	18	157
3:15 PM	1	106	35	1	3	1	0	1	0	0	0	0	0	14	162
3:30 PM	1	121	31	1	7	0	0	0	0	0	0	0	0	12	173
3:45 PM	2	118	35	0	4	1	0	0	0	0	0	0	0	13	173
4:00 PM	5	128	37	5	3	0	0	0	0	0	0	0	0	16	194
4:15 PM	1	156	26	1	5	0	0	0	0	0	0	0	0	7	196
4:30 PM	3	126	34	2	8	0	0	1	0	0	0	0	0	17	191
4:45 PM	0	137	36	0	1	0	0	4	0	0	0	0	0	12	190
5:00 PM	2	142	32	1	5	1	0	0	0	0	0	0	0	19	202
5:15 PM	2	156	34	1	4	0	0	0	0	0	0	0	0	14	211
5:30 PM	0	133	26	6	7	0	0	0	0	0	0	0	0	11	183
5:45 PM	4	146	32	2	1	2	0	1	0	0	0	0	0	14	202
Day Total															
Percent															
AM Peak Volume															
PM Peak Volume															
Comments:															

LOCATION: Oakland Ave east of Grand Ave (redo) SPECIFIC LOCATION: Oakland Ave east of Grand Ave (redo) CITY/STATE: Piedmont, CA														QC JOB #: 13746505 DIRECTION: EB/WB DATE: Jun 07 2016	
Start Time	Motor-cycles	Cars & Trailer	2 Axle Long	Buses	2 Axle 6 Tire	3 Axle Single	4 Axle Single	<5 Axle Double	5 Axle Double	>6 Axle Double	<6 Axle Multi	6 Axle Multi	>6 Axle Multi	Not Classified	Total
6:00 PM	0	143	27	3	2	1	0	1	0	0	0	0	0	25	202
6:15 PM	1	121	26	5	4	0	0	1	0	0	0	0	0	9	167
6:30 PM	1	125	25	2	2	0	0	0	0	0	0	0	0	5	160
6:45 PM	1	106	27	4	3	1	0	0	0	0	0	0	0	8	150
7:00 PM	0	95	21	3	3	0	0	0	0	0	0	0	0	7	129
7:15 PM	1	88	28	2	1	0	0	0	0	0	0	0	0	3	123
7:30 PM	3	91	20	3	1	0	0	0	0	0	0	0	0	5	123
7:45 PM	0	56	16	2	0	0	0	0	0	0	0	0	0	4	78
8:00 PM	1	63	16	3	0	0	0	0	0	0	0	0	0	8	91
8:15 PM	0	59	11	2	3	0	0	0	0	0	0	0	0	3	78
8:30 PM	0	39	8	1	2	0	0	0	0	0	0	0	0	4	54
8:45 PM	1	48	8	0	1	0	0	0	0	0	0	0	0	2	60
9:00 PM	1	47	11	0	1	1	0	0	0	0	0	0	0	3	64
9:15 PM	0	43	9	0	1	0	0	0	0	0	0	0	0	0	53
9:30 PM	3	37	4	0	2	0	0	0	0	0	0	0	0	1	47
9:45 PM	0	28	10	0	0	0	0	0	0	0	0	0	0	2	40
10:00 PM	1	21	5	0	0	0	0	0	0	0	0	0	0	0	27
10:15 PM	0	25	6	0	0	0	0	0	0	0	0	0	0	0	31
10:30 PM	0	11	11	0	0	0	0	0	0	0	0	0	0	0	22
10:45 PM	0	30	6	0	1	0	0	0	0	0	0	0	0	0	37
11:00 PM	0	18	6	0	0	0	0	0	0	0	0	0	0	0	24
11:15 PM	0	20	3	0	0	0	0	0	0	0	0	0	0	2	25
11:30 PM	0	7	4	0	0	0	0	0	0	0	0	0	0	1	12
11:45 PM	0	8	0	0	0	0	0	0	0	0	0	0	0	0	8
Day Total	89	5979	1785	97	256	27	0	15	0	0	0	0	0	655	8903
Percent	1.0%	67.2%	20.0%	1.1%	2.9%	0.3%	0.0%	0.2%	0.0%	0.0%	0.0%	0.0%	0.0%	7.4%	
ADT 8903															
AM Peak	9:15 AM	8:30 AM	8:15 AM	7:45 AM	11:45 AM	8:00 AM		9:00 AM						8:15 AM	8:30 AM
Volume	5	150	52	4	7	4		2						33	233
PM Peak	4:00 PM	4:15 PM	4:00 PM	5:30 PM	12:15 PM	2:00 PM		4:45 PM						6:00 PM	5:15 PM
Volume	5	156	37	6	11	2		4						25	211
<i>Comments:</i>															

LOCATION: Oakland Ave east of Grand Ave (redo) SPECIFIC LOCATION: Oakland Ave east of Grand Ave (redo) CITY/STATE: Piedmont, CA														QC JOB #: 13746505 DIRECTION: EB/WB DATE: Jun 08 2016	
Start Time	Motor-cycles	Cars & Trailer	2 Axle Long	Buses	2 Axle 6 Tire	3 Axle Single	4 Axle Single	<5 Axle Double	5 Axle Double	>6 Axle Double	<6 Axle Multi	6 Axle Multi	>6 Axle Multi	Not Classified	Total
12:00 AM	0	5	1	0	0	0	0	0	0	0	0	0	0	0	6
12:15 AM	0	5	1	0	0	0	0	0	0	0	0	0	0	0	6
12:30 AM	0	5	0	0	0	0	0	0	0	0	0	0	0	0	5
12:45 AM	0	6	0	0	0	0	0	0	0	0	0	0	0	0	6
1:00 AM	0	1	1	0	0	0	0	0	0	0	0	0	0	0	2
1:15 AM	0	3	2	0	0	0	0	0	0	0	0	0	0	0	5
1:30 AM	0	2	0	0	0	0	0	0	0	0	0	0	0	0	2
1:45 AM	0	0	0	0	0	0	0	0	0	0	0	0	0	0	0
2:00 AM	0	4	0	0	0	0	0	0	0	0	0	0	0	0	4
2:15 AM	0	2	0	0	0	0	0	0	0	0	0	0	0	0	2
2:30 AM	0	1	1	0	0	0	0	0	0	0	0	0	0	0	2
2:45 AM	0	0	0	0	0	0	0	0	0	0	0	0	0	0	0
3:00 AM	0	2	0	0	0	0	0	0	0	0	0	0	0	0	2
3:15 AM	0	1	0	0	0	0	0	0	0	0	0	0	0	0	1
3:30 AM	0	2	0	0	0	0	0	0	0	0	0	0	0	0	2
3:45 AM	0	1	0	0	0	0	0	0	0	0	0	0	0	0	1
4:00 AM	0	1	1	0	0	0	0	0	0	0	0	0	0	0	2
4:15 AM	0	4	1	0	0	0	0	0	0	0	0	0	0	0	5
4:30 AM	0	3	3	0	1	0	0	0	0	0	0	0	0	0	7
4:45 AM	0	5	4	0	1	0	0	0	0	0	0	0	0	0	10
5:00 AM	0	5	3	0	0	0	0	0	0	0	0	0	0	0	8
5:15 AM	0	20	2	0	0	0	0	0	0	0	0	0	0	0	22
5:30 AM	0	12	6	1	0	0	0	0	0	0	0	0	0	1	20
5:45 AM	0	24	4	1	1	0	0	0	0	0	0	0	0	1	31
Day Total															
Percent															
AM Peak															
Volume															
PM Peak															
Volume															
Comments:															

LOCATION: Oakland Ave east of Grand Ave (redo) SPECIFIC LOCATION: Oakland Ave east of Grand Ave (redo) CITY/STATE: Piedmont, CA														QC JOB #: 13746505 DIRECTION: EB/WB DATE: Jun 08 2016	
Start Time	Motor-cycles	Cars & Trailer	2 Axle Long	Buses	2 Axle 6 Tire	3 Axle Single	4 Axle Single	<5 Axle Double	5 Axle Double	>6 Axle Double	<6 Axle Multi	6 Axle Multi	>6 Axle Multi	Not Classified	Total
6:00 AM	0	17	11	1	0	0	0	0	0	0	0	0	0	0	29
6:15 AM	0	23	11	2	1	0	0	1	0	0	0	0	0	0	38
6:30 AM	1	32	11	3	1	2	0	0	0	0	0	0	0	1	51
6:45 AM	0	36	9	1	2	2	0	0	0	0	0	0	0	2	52
7:00 AM	1	30	17	2	2	0	0	0	0	0	0	0	0	1	53
7:15 AM	0	55	20	1	3	1	0	0	0	0	0	0	0	2	82
7:30 AM	1	87	27	3	1	0	0	0	0	0	0	0	0	9	128
7:45 AM	1	112	36	3	6	0	0	0	0	0	0	0	0	19	177
8:00 AM	4	122	39	0	8	4	0	0	0	0	0	0	0	27	204
8:15 AM	0	115	37	2	6	0	0	2	0	0	0	0	0	37	199
8:30 AM	2	128	37	2	8	1	0	0	0	0	0	0	0	15	193
8:45 AM	2	100	31	1	3	1	0	1	0	0	0	0	0	12	151
9:00 AM	1	98	37	0	6	0	0	1	0	0	0	0	0	9	152
9:15 AM	1	89	30	0	8	1	0	0	0	0	0	0	0	5	134
9:30 AM	0	66	37	1	6	1	0	0	0	0	0	0	0	12	123
9:45 AM	1	95	27	0	3	0	0	1	0	0	0	0	0	4	131
10:00 AM	2	72	23	3	5	5	0	0	0	0	0	0	0	8	118
10:15 AM	1	68	30	0	5	0	0	1	0	0	0	0	0	5	110
10:30 AM	1	70	24	2	6	0	0	1	0	0	0	0	0	5	109
10:45 AM	0	82	29	1	5	0	0	0	0	0	0	0	0	3	120
11:00 AM	0	74	30	1	3	2	0	0	0	0	0	0	0	8	118
11:15 AM	2	82	24	1	4	0	0	0	0	0	0	0	0	7	120
11:30 AM	0	78	28	0	5	2	0	0	0	0	0	0	0	13	126
11:45 AM	3	79	37	1	4	1	0	0	0	0	0	0	0	10	135
Day Total															
Percent															
AM Peak Volume															
PM Peak Volume															
Comments:															

LOCATION: Oakland Ave east of Grand Ave (redo) SPECIFIC LOCATION: Oakland Ave east of Grand Ave (redo) CITY/STATE: Piedmont, CA														QC JOB #: 13746505 DIRECTION: EB/WB DATE: Jun 08 2016	
Start Time	Motor-cycles	Cars & Trailer	2 Axle Long	Buses	2 Axle 6 Tire	3 Axle Single	4 Axle Single	<5 Axle Double	5 Axle Double	>6 Axle Double	<6 Axle Multi	6 Axle Multi	>6 Axle Multi	Not Classified	Total
12:00 PM	0	78	36	1	10	1	0	0	0	0	0	0	0	6	132
12:15 PM	1	92	34	1	2	0	0	0	0	0	0	0	0	6	136
12:30 PM	2	98	32	0	8	1	0	1	0	0	0	0	0	11	153
12:45 PM	0	111	36	2	6	0	0	1	0	0	0	0	0	5	161
1:00 PM	0	97	29	1	6	1	0	0	0	0	0	0	0	11	145
1:15 PM	0	99	23	0	9	0	0	0	0	0	0	0	0	6	137
1:30 PM	0	104	29	1	11	0	0	0	0	0	0	0	0	11	156
1:45 PM	0	96	42	0	7	0	0	0	0	0	0	0	0	6	151
2:00 PM	2	91	22	2	8	0	0	0	1	0	0	0	0	6	132
2:15 PM	1	99	34	0	4	0	0	0	0	0	0	0	0	3	141
2:30 PM	2	80	33	1	3	1	0	0	0	0	0	0	0	11	131
2:45 PM	0	91	36	0	10	0	0	0	0	0	0	0	0	6	143
3:00 PM	2	83	32	2	4	0	0	0	0	0	0	0	0	15	138
3:15 PM	0	81	33	1	5	0	0	0	0	0	0	0	0	3	123
3:30 PM	1	124	30	1	8	0	0	0	0	0	0	0	0	8	172
3:45 PM	2	139	36	2	7	0	0	0	0	0	0	0	0	12	198
4:00 PM	3	99	43	3	5	0	0	2	0	0	0	0	0	18	173
4:15 PM	2	122	30	2	7	0	0	0	0	0	0	0	0	8	171
4:30 PM	1	110	29	0	2	0	0	0	0	0	0	0	0	11	153
4:45 PM	2	141	22	1	4	0	0	0	0	0	0	0	0	15	185
5:00 PM	0	148	28	0	5	1	0	1	0	0	0	0	0	13	196
5:15 PM	0	115	38	1	1	0	0	0	0	0	0	0	0	7	162
5:30 PM	2	132	18	2	3	0	0	1	0	0	0	0	0	22	180
5:45 PM	3	141	28	4	0	0	0	0	0	0	0	0	0	19	195
Day Total															
Percent															
AM Peak Volume															
PM Peak Volume															
Comments:															

LOCATION: Oakland Ave east of Grand Ave (redo) SPECIFIC LOCATION: Oakland Ave east of Grand Ave (redo) CITY/STATE: Piedmont, CA														QC JOB #: 13746505 DIRECTION: EB/WB DATE: Jun 08 2016	
Start Time	Motor-cycles	Cars & Trailer	2 Axle Long	Buses	2 Axle 6 Tire	3 Axle Single	4 Axle Single	<5 Axle Double	5 Axle Double	>6 Axle Double	<6 Axle Multi	6 Axle Multi	>6 Axle Multi	Not Classified	Total
6:00 PM	3	121	21	6	4	0	0	1	0	0	0	0	0	11	167
6:15 PM	1	104	28	1	4	1	0	0	0	0	0	0	0	10	149
6:30 PM	1	101	25	3	2	1	0	1	0	0	0	0	0	11	145
6:45 PM	0	98	18	4	1	0	0	1	0	0	0	0	0	6	128
7:00 PM	0	79	13	1	1	0	0	0	0	0	0	0	0	3	97
7:15 PM	2	68	17	4	1	0	0	0	0	0	0	0	0	10	102
7:30 PM	0	52	14	2	0	0	0	0	0	0	0	0	0	3	71
7:45 PM	0	53	10	3	2	0	0	0	0	0	0	0	0	0	68
8:00 PM	2	55	7	1	1	0	0	0	0	0	0	0	0	2	68
8:15 PM	1	53	10	2	3	0	0	0	0	0	0	0	0	4	73
8:30 PM	0	47	16	1	1	0	0	0	0	0	0	0	0	2	67
8:45 PM	0	58	14	0	1	0	0	0	0	0	0	0	0	3	76
9:00 PM	0	54	13	0	1	0	0	0	0	0	0	0	0	1	69
9:15 PM	1	50	9	0	0	0	0	0	0	0	0	0	0	0	60
9:30 PM	0	39	14	0	0	0	0	0	0	0	0	0	0	0	53
9:45 PM	0	34	11	0	0	0	0	0	0	0	0	0	0	1	46
10:00 PM	0	24	7	0	0	0	0	0	0	0	0	0	0	3	34
10:15 PM	0	22	6	0	0	0	0	0	0	0	0	0	0	0	28
10:30 PM	0	21	5	0	0	0	0	0	0	0	0	0	0	0	26
10:45 PM	0	18	2	0	0	0	0	0	0	0	0	0	0	0	20
11:00 PM	0	12	2	0	0	0	0	0	0	0	0	0	0	0	14
11:15 PM	0	10	3	0	0	0	0	0	0	0	0	0	0	0	13
11:30 PM	2	10	2	0	0	0	0	0	0	0	0	0	0	0	14
11:45 PM	0	5	3	0	0	0	0	0	0	0	0	0	0	2	10
Day Total	63	5683	1695	89	261	30	0	17	1	0	0	0	0	527	8366
Percent	0.8%	67.9%	20.3%	1.1%	3.1%	0.4%	0.0%	0.2%	0.0%	0.0%	0.0%	0.0%	0.0%	6.3%	
ADT 8366															
AM Peak	8:00 AM	8:30 AM	8:00 AM	6:30 AM	8:00 AM	10:00 AM		8:15 AM						8:15 AM	8:00 AM
Volume	4	128	39	3	8	5		2						37	204
PM Peak	4:00 PM	5:00 PM	4:00 PM	6:00 PM	1:30 PM	12:00 PM		4:00 PM	2:00 PM					5:30 PM	3:45 PM
Volume	3	148	43	6	11	1		2	1					22	198
<i>Comments:</i>															

LOCATION: Oakland Ave east of Grand Ave (redo)													QC JOB #: 13746505		
SPECIFIC LOCATION: Oakland Ave east of Grand Ave (redo)													DIRECTION: EB/WB		
CITY/STATE: Piedmont, CA													DATE: Jun 07 2016 - Jun 08 2016		
Start Time	Motor-cycles	Cars & Trailer	2 Axle Long	Buses	2 Axle 6 Tire	3 Axle Single	4 Axle Single	<5 Axle Double	5 Axle Double	>6 Axle Double	<6 Axle Multi	6 Axle Multi	>6 Axle Multi	Not Classified	Total
Grand Total	152	11662	3480	186	517	57	0	32	1	0	0	0	0	1182	17269
Percent	0.9%	67.5%	20.2%	1.1%	3.0%	0.3%	0.0%	0.2%	0.0%	0.0%	0.0%	0.0%	0.0%	6.8%	
ADT 8634															
<i>Comments:</i>															



LOCATION: Oakland Ave east of Grand Ave (redo) SPECIFIC LOCATION: Oakland Ave east of Grand Ave (redo) CITY/STATE: Piedmont, CA															QC JOB #: 13746505 DIRECTION: EB/WB DATE: Jun 07 2016		
Start Time	15	20	25	30	35	40	45	50	55	60	65	70	75	999	Total	Pace Speed	Number in Pace
12:00 AM	0	0	0	3	0	0	0	0	0	0	0	0	0	0	3	21-30	3
12:15 AM	0	0	2	2	3	0	0	0	0	0	0	0	0	0	7	28-37	4
12:30 AM	0	0	1	1	1	0	0	0	0	0	0	0	0	0	3	26-35	2
12:45 AM	0	1	1	5	1	0	0	0	0	0	0	0	0	0	8	21-30	6
1:00 AM	0	1	1	0	3	0	0	0	0	0	0	0	0	0	5	26-35	3
1:15 AM	0	1	0	4	0	0	0	0	0	0	0	0	0	0	5	21-30	4
1:30 AM	0	0	0	0	1	0	0	0	0	0	0	0	0	0	1	26-35	1
1:45 AM	0	0	0	1	1	0	0	0	0	0	0	0	0	0	2	26-35	2
2:00 AM	0	0	0	1	0	0	0	0	0	0	0	0	0	0	1	21-30	1
2:15 AM	0	0	0	0	1	0	0	0	0	0	0	0	0	0	1	26-35	1
2:30 AM	0	0	0	2	0	0	0	0	0	0	0	0	0	0	2	21-30	2
2:45 AM	0	0	1	0	0	0	0	0	0	0	0	0	0	0	1	16-25	1
3:00 AM	1	0	0	0	0	0	0	0	0	0	0	0	0	0	1	15-24	0
3:15 AM	0	0	0	0	0	0	0	0	0	0	0	0	0	0	0	1-10	0
3:30 AM	0	0	0	0	1	0	0	0	0	0	0	0	0	0	1	26-35	1
3:45 AM	0	1	2	0	1	1	0	0	0	0	0	0	0	0	5	16-25	3
4:00 AM	0	1	0	0	1	1	1	0	0	0	0	0	0	0	4	36-45	2
4:15 AM	0	0	1	3	1	0	1	0	0	0	0	0	0	0	6	21-30	4
4:30 AM	0	0	0	1	1	0	0	0	0	0	0	0	0	0	2	26-35	2
4:45 AM	0	0	0	3	2	1	0	0	0	0	0	0	0	0	6	26-35	5
5:00 AM	0	0	2	1	4	2	0	0	0	0	0	0	0	0	9	31-40	6
5:15 AM	0	0	2	10	3	0	0	0	0	0	0	0	0	0	15	26-35	13
5:30 AM	1	1	4	4	3	0	0	0	0	0	0	0	0	0	13	21-30	8
5:45 AM	1	2	6	7	7	3	1	0	0	0	0	0	0	0	27	27-36	13
Day Total																	
Percent																	
AM Peak Volume																	
PM Peak Volume																	
Comments:																	

LOCATION: Oakland Ave east of Grand Ave (redo) SPECIFIC LOCATION: Oakland Ave east of Grand Ave (redo) CITY/STATE: Piedmont, CA															QC JOB #: 13746505 DIRECTION: EB/WB DATE: Jun 07 2016		
Start Time	1 15	16 20	21 25	26 30	31 35	36 40	41 45	46 50	51 55	56 60	61 65	66 70	71 75	76 999	Total	Pace Speed	Number in Pace
6:00 AM	0	2	11	13	11	2	0	0	0	0	0	0	0	0	39	26-35	24
6:15 AM	0	3	9	12	8	2	0	1	0	0	0	0	0	0	35	26-35	20
6:30 AM	0	1	8	20	8	3	0	0	0	0	0	0	0	0	40	26-35	28
6:45 AM	4	7	11	24	9	2	0	0	0	0	0	0	0	0	57	21-30	35
7:00 AM	1	7	17	20	12	3	0	0	0	0	0	0	0	0	60	21-30	37
7:15 AM	16	7	30	36	9	2	0	0	0	0	0	0	0	0	100	21-30	66
7:30 AM	8	15	60	42	16	2	0	0	0	0	0	0	0	0	143	21-30	102
7:45 AM	32	33	74	49	12	3	1	0	0	0	0	0	0	0	204	21-30	123
8:00 AM	51	31	84	35	8	1	0	0	0	0	0	0	0	0	210	21-30	119
8:15 AM	66	35	70	51	2	0	0	0	0	0	0	0	0	0	224	21-30	120
8:30 AM	58	41	92	39	3	0	0	0	0	0	0	0	0	0	233	16-25	133
8:45 AM	24	25	49	44	16	2	0	0	0	0	0	0	0	0	160	21-30	93
9:00 AM	34	31	35	29	15	3	0	0	0	0	0	0	0	0	147	16-25	66
9:15 AM	25	25	44	33	12	0	0	0	0	0	0	0	0	0	139	21-30	76
9:30 AM	15	15	47	49	15	3	0	0	0	0	0	0	0	0	144	21-30	96
9:45 AM	9	13	37	38	13	0	0	0	0	0	0	0	0	0	110	21-30	74
10:00 AM	27	21	37	39	12	0	0	0	0	0	0	0	0	0	136	21-30	76
10:15 AM	16	9	31	44	14	0	0	0	0	0	0	0	0	0	114	21-30	75
10:30 AM	22	25	40	45	12	3	0	0	0	0	0	0	0	0	147	21-30	85
10:45 AM	9	14	53	41	20	1	0	0	0	0	0	0	0	0	138	21-30	93
11:00 AM	8	19	34	45	13	1	0	0	0	0	0	0	0	0	120	21-30	79
11:15 AM	14	5	34	45	14	6	0	0	0	0	0	0	0	0	118	21-30	79
11:30 AM	15	12	37	34	9	2	1	0	0	0	0	0	0	0	110	21-30	71
11:45 AM	14	11	57	42	13	1	0	0	0	0	0	0	0	0	138	21-30	99
Day Total																	
Percent																	
AM Peak Volume																	
PM Peak Volume																	
Comments:																	

LOCATION: Oakland Ave east of Grand Ave (redo) SPECIFIC LOCATION: Oakland Ave east of Grand Ave (redo) CITY/STATE: Piedmont, CA															QC JOB #: 13746505 DIRECTION: EB/WB DATE: Jun 07 2016		
Start Time	15	16	21	26	31	36	41	46	51	56	61	66	71	76	Total	Pace Speed	Number in Pace
	15	20	25	30	35	40	45	50	55	60	65	70	75	999			
12:00 PM	16	26	46	56	8	1	0	0	0	0	0	0	0	0	153	21-30	101
12:15 PM	13	17	52	56	20	0	0	0	0	0	0	0	0	0	158	21-30	107
12:30 PM	25	14	51	46	14	2	0	0	0	0	0	0	0	0	152	21-30	96
12:45 PM	25	14	45	57	13	0	1	0	0	0	0	0	0	0	155	21-30	102
1:00 PM	27	14	49	38	9	2	1	0	0	0	0	0	0	0	140	21-30	86
1:15 PM	18	13	42	49	12	2	1	0	0	0	0	0	0	0	137	21-30	91
1:30 PM	14	15	48	51	7	1	0	0	0	0	0	0	0	0	136	21-30	98
1:45 PM	11	21	35	54	14	1	1	0	0	0	0	0	0	0	137	21-30	89
2:00 PM	14	15	41	46	10	4	0	0	0	0	0	0	0	0	130	21-30	86
2:15 PM	11	9	27	44	13	3	0	0	0	0	0	0	0	0	107	21-30	71
2:30 PM	10	11	38	49	16	0	0	0	0	0	0	0	0	0	124	21-30	87
2:45 PM	11	10	47	62	9	2	0	0	0	0	0	0	0	0	141	21-30	109
3:00 PM	26	23	44	46	18	0	0	0	0	0	0	0	0	0	157	21-30	89
3:15 PM	22	14	52	59	13	2	0	0	0	0	0	0	0	0	162	21-30	111
3:30 PM	27	21	59	54	10	2	0	0	0	0	0	0	0	0	173	21-30	113
3:45 PM	14	13	59	65	21	1	0	0	0	0	0	0	0	0	173	21-30	124
4:00 PM	31	36	61	50	15	1	0	0	0	0	0	0	0	0	194	21-30	111
4:15 PM	14	15	79	67	21	0	0	0	0	0	0	0	0	0	196	21-30	146
4:30 PM	26	16	64	72	13	0	0	0	0	0	0	0	0	0	191	21-30	136
4:45 PM	12	17	75	71	13	1	1	0	0	0	0	0	0	0	190	21-30	145
5:00 PM	21	28	74	66	11	2	0	0	0	0	0	0	0	0	202	21-30	139
5:15 PM	24	31	87	54	14	1	0	0	0	0	0	0	0	0	211	21-30	141
5:30 PM	18	21	66	53	23	2	0	0	0	0	0	0	0	0	183	21-30	118
5:45 PM	27	20	66	73	15	1	0	0	0	0	0	0	0	0	202	21-30	139
Day Total																	
Percent																	
AM Peak Volume																	
PM Peak Volume																	
Comments:																	

LOCATION: Oakland Ave east of Grand Ave (redo) SPECIFIC LOCATION: Oakland Ave east of Grand Ave (redo) CITY/STATE: Piedmont, CA															QC JOB #: 13746505 DIRECTION: EB/WB DATE: Jun 07 2016		
Start Time	15	20	25	30	35	40	45	50	55	60	65	70	75	999	Total	Pace Speed	Number in Pace
6:00 PM	40	22	53	64	22	1	0	0	0	0	0	0	0	0	202	21-30	117
6:15 PM	13	12	74	51	14	3	0	0	0	0	0	0	0	0	167	21-30	124
6:30 PM	8	27	59	48	17	1	0	0	0	0	0	0	0	0	160	21-30	106
6:45 PM	10	14	64	46	14	2	0	0	0	0	0	0	0	0	150	21-30	109
7:00 PM	11	13	46	38	20	1	0	0	0	0	0	0	0	0	129	21-30	83
7:15 PM	3	8	46	52	13	1	0	0	0	0	0	0	0	0	123	21-30	98
7:30 PM	5	16	27	50	23	1	0	1	0	0	0	0	0	0	123	21-30	77
7:45 PM	4	9	30	26	9	0	0	0	0	0	0	0	0	0	78	21-30	56
8:00 PM	10	15	31	25	8	2	0	0	0	0	0	0	0	0	91	21-30	56
8:15 PM	3	3	17	39	14	2	0	0	0	0	0	0	0	0	78	22-31	55
8:30 PM	4	2	21	22	4	1	0	0	0	0	0	0	0	0	54	21-30	43
8:45 PM	2	6	20	20	10	2	0	0	0	0	0	0	0	0	60	21-30	40
9:00 PM	4	4	18	26	8	4	0	0	0	0	0	0	0	0	64	21-30	44
9:15 PM	0	3	12	32	5	1	0	0	0	0	0	0	0	0	53	21-30	44
9:30 PM	4	0	16	23	3	1	0	0	0	0	0	0	0	0	47	21-30	39
9:45 PM	2	0	16	18	4	0	0	0	0	0	0	0	0	0	40	21-30	34
10:00 PM	1	3	11	7	4	1	0	0	0	0	0	0	0	0	27	21-30	17
10:15 PM	0	1	11	15	2	2	0	0	0	0	0	0	0	0	31	21-30	26
10:30 PM	1	0	6	9	4	2	0	0	0	0	0	0	0	0	22	21-30	15
10:45 PM	0	2	9	20	6	0	0	0	0	0	0	0	0	0	37	21-30	29
11:00 PM	0	1	3	11	8	1	0	0	0	0	0	0	0	0	24	26-35	19
11:15 PM	2	0	11	8	2	2	0	0	0	0	0	0	0	0	25	21-30	19
11:30 PM	1	0	2	5	3	1	0	0	0	0	0	0	0	0	12	27-36	7
11:45 PM	0	0	2	5	1	0	0	0	0	0	0	0	0	0	8	21-30	7
Day Total	1056	1010	2936	2915	861	113	10	2	0	0	0	0	0	0	8903	21-30	5851
Percent	11.9%	11.3%	33.0%	32.7%	9.7%	1.3%	0.1%	0.0%	0.0%	0.0%	0.0%	0.0%	0.0%	0.0%			
ADT 8903																	
AM Peak Volume	8:15 AM	8:30 AM	8:30 AM	8:15 AM	10:45 AM	11:15 AM	4:00 AM	6:15 AM							8:30 AM		
	66	41	92	51	20	6	1	1							233		
PM Peak Volume	6:00 PM	4:00 PM	5:15 PM	5:45 PM	5:30 PM	2:00 PM	12:45 PM	7:30 PM							5:15 PM		
	40	36	87	73	23	4	1	1							211		
<i>Comments:</i>																	

LOCATION: Oakland Ave east of Grand Ave (redo) SPECIFIC LOCATION: Oakland Ave east of Grand Ave (redo) CITY/STATE: Piedmont, CA															QC JOB #: 13746505 DIRECTION: EB/WB DATE: Jun 08 2016		
Start Time	15	16	21	26	31	36	41	46	51	56	61	66	71	76	Total	Pace Speed	Number in Pace
	15	20	25	30	35	40	45	50	55	60	65	70	75	999			
12:00 AM	0	0	2	2	2	0	0	0	0	0	0	0	0	0	6	26-35	4
12:15 AM	0	0	1	4	1	0	0	0	0	0	0	0	0	0	6	21-30	5
12:30 AM	0	0	1	2	1	1	0	0	0	0	0	0	0	0	5	26-35	3
12:45 AM	0	0	1	5	0	0	0	0	0	0	0	0	0	0	6	21-30	6
1:00 AM	0	0	1	1	0	0	0	0	0	0	0	0	0	0	2	21-30	2
1:15 AM	0	0	2	3	0	0	0	0	0	0	0	0	0	0	5	23-32	4
1:30 AM	0	0	1	0	0	0	1	0	0	0	0	0	0	0	2	16-25	1
1:45 AM	0	0	0	0	0	0	0	0	0	0	0	0	0	0	0	1-10	0
2:00 AM	0	0	1	1	1	0	1	0	0	0	0	0	0	0	4	26-35	2
2:15 AM	0	0	0	1	1	0	0	0	0	0	0	0	0	0	2	26-35	2
2:30 AM	0	0	0	0	1	0	1	0	0	0	0	0	0	0	2	26-35	1
2:45 AM	0	0	0	0	0	0	0	0	0	0	0	0	0	0	0	1-10	0
3:00 AM	0	0	0	1	1	0	0	0	0	0	0	0	0	0	2	26-35	2
3:15 AM	0	1	0	0	0	0	0	0	0	0	0	0	0	0	1	11-20	1
3:30 AM	1	0	0	0	0	0	1	0	0	0	0	0	0	0	2	36-45	1
3:45 AM	0	1	0	0	0	0	0	0	0	0	0	0	0	0	1	11-20	1
4:00 AM	0	0	0	1	0	1	0	0	0	0	0	0	0	0	2	21-30	1
4:15 AM	0	0	1	2	2	0	0	0	0	0	0	0	0	0	5	26-35	4
4:30 AM	0	0	1	2	3	1	0	0	0	0	0	0	0	0	7	30-39	4
4:45 AM	0	0	1	4	3	1	1	0	0	0	0	0	0	0	10	27-36	6
5:00 AM	0	0	0	5	3	0	0	0	0	0	0	0	0	0	8	26-35	7
5:15 AM	1	1	3	9	4	3	1	0	0	0	0	0	0	0	22	26-35	13
5:30 AM	1	1	2	11	4	1	0	0	0	0	0	0	0	0	20	26-35	15
5:45 AM	1	0	11	14	4	1	0	0	0	0	0	0	0	0	31	21-30	24
Day Total																	
Percent																	
AM Peak Volume																	
PM Peak Volume																	
Comments:																	

LOCATION: Oakland Ave east of Grand Ave (redo) SPECIFIC LOCATION: Oakland Ave east of Grand Ave (redo) CITY/STATE: Piedmont, CA															QC JOB #: 13746505 DIRECTION: EB/WB DATE: Jun 08 2016		
Start Time	15	20	25	30	35	40	45	50	55	60	65	70	75	999	Total	Pace Speed	Number in Pace
6:00 AM	0	2	3	14	10	0	0	0	0	0	0	0	0	0	29	26-35	24
6:15 AM	1	2	12	11	8	4	0	0	0	0	0	0	0	0	38	21-30	23
6:30 AM	1	4	16	19	7	3	1	0	0	0	0	0	0	0	51	21-30	34
6:45 AM	1	4	16	14	16	1	0	0	0	0	0	0	0	0	52	26-35	30
7:00 AM	1	1	13	27	11	0	0	0	0	0	0	0	0	0	53	21-30	40
7:15 AM	2	8	16	34	19	2	1	0	0	0	0	0	0	0	82	26-35	52
7:30 AM	11	7	41	51	17	1	0	0	0	0	0	0	0	0	128	21-30	91
7:45 AM	30	25	63	47	11	1	0	0	0	0	0	0	0	0	177	21-30	110
8:00 AM	45	42	61	41	13	2	0	0	0	0	0	0	0	0	204	20-29	102
8:15 AM	71	36	53	32	7	0	0	0	0	0	0	0	0	0	199	17-26	88
8:30 AM	54	41	73	22	3	0	0	0	0	0	0	0	0	0	193	16-25	113
8:45 AM	28	21	44	37	18	3	0	0	0	0	0	0	0	0	151	21-30	81
9:00 AM	28	29	54	26	12	3	0	0	0	0	0	0	0	0	152	16-25	83
9:15 AM	9	20	40	50	14	1	0	0	0	0	0	0	0	0	134	21-30	90
9:30 AM	23	16	37	36	10	1	0	0	0	0	0	0	0	0	123	21-30	73
9:45 AM	6	6	43	55	17	4	0	0	0	0	0	0	0	0	131	21-30	98
10:00 AM	16	21	35	24	20	2	0	0	0	0	0	0	0	0	118	21-30	58
10:15 AM	5	15	35	39	14	2	0	0	0	0	0	0	0	0	110	21-30	74
10:30 AM	12	16	30	42	9	0	0	0	0	0	0	0	0	0	109	21-30	72
10:45 AM	4	9	49	47	10	0	1	0	0	0	0	0	0	0	120	21-30	96
11:00 AM	10	9	49	39	10	1	0	0	0	0	0	0	0	0	118	21-30	88
11:15 AM	9	22	36	46	5	1	0	1	0	0	0	0	0	0	120	21-30	82
11:30 AM	20	13	24	48	19	2	0	0	0	0	0	0	0	0	126	21-30	71
11:45 AM	12	13	41	52	13	3	1	0	0	0	0	0	0	0	135	21-30	93
Day Total																	
Percent																	
AM Peak Volume																	
PM Peak Volume																	
Comments:																	

LOCATION: Oakland Ave east of Grand Ave (redo) SPECIFIC LOCATION: Oakland Ave east of Grand Ave (redo) CITY/STATE: Piedmont, CA															QC JOB #: 13746505 DIRECTION: EB/WB DATE: Jun 08 2016		
Start Time	1 15	16 20	21 25	26 30	31 35	36 40	41 45	46 50	51 55	56 60	61 65	66 70	71 75	76 999	Total	Pace Speed	Number in Pace
12:00 PM	6	9	42	47	20	7	1	0	0	0	0	0	0	0	132	21-30	89
12:15 PM	10	8	51	49	18	0	0	0	0	0	0	0	0	0	136	21-30	100
12:30 PM	19	29	52	41	10	2	0	0	0	0	0	0	0	0	153	21-30	92
12:45 PM	5	14	65	56	20	1	0	0	0	0	0	0	0	0	161	21-30	120
1:00 PM	21	11	47	51	14	1	0	0	0	0	0	0	0	0	145	21-30	97
1:15 PM	12	21	40	49	12	3	0	0	0	0	0	0	0	0	137	21-30	89
1:30 PM	19	19	53	51	14	0	0	0	0	0	0	0	0	0	156	21-30	103
1:45 PM	10	12	54	52	20	2	1	0	0	0	0	0	0	0	151	21-30	106
2:00 PM	13	15	45	43	16	0	0	0	0	0	0	0	0	0	132	21-30	87
2:15 PM	5	19	55	46	14	2	0	0	0	0	0	0	0	0	141	21-30	100
2:30 PM	11	11	36	54	17	2	0	0	0	0	0	0	0	0	131	21-30	90
2:45 PM	8	10	51	60	13	1	0	0	0	0	0	0	0	0	143	21-30	111
3:00 PM	18	14	51	42	12	1	0	0	0	0	0	0	0	0	138	21-30	93
3:15 PM	10	17	42	41	12	1	0	0	0	0	0	0	0	0	123	21-30	82
3:30 PM	24	19	57	48	20	3	0	1	0	0	0	0	0	0	172	21-30	104
3:45 PM	22	37	70	60	8	0	1	0	0	0	0	0	0	0	198	21-30	130
4:00 PM	30	28	56	45	14	0	0	0	0	0	0	0	0	0	173	21-30	101
4:15 PM	10	22	74	51	14	0	0	0	0	0	0	0	0	0	171	21-30	124
4:30 PM	18	14	58	46	17	0	0	0	0	0	0	0	0	0	153	21-30	103
4:45 PM	15	24	66	58	19	3	0	0	0	0	0	0	0	0	185	21-30	123
5:00 PM	23	34	63	59	17	0	0	0	0	0	0	0	0	0	196	21-30	122
5:15 PM	9	14	52	66	17	2	1	1	0	0	0	0	0	0	162	21-30	117
5:30 PM	36	24	59	51	9	1	0	0	0	0	0	0	0	0	180	21-30	109
5:45 PM	27	20	77	55	11	5	0	0	0	0	0	0	0	0	195	21-30	132
Day Total																	
Percent																	
AM Peak																	
Volume																	
PM Peak																	
Volume																	
Comments:																	

LOCATION: Oakland Ave east of Grand Ave (redo) SPECIFIC LOCATION: Oakland Ave east of Grand Ave (redo) CITY/STATE: Piedmont, CA															QC JOB #: 13746505 DIRECTION: EB/WB DATE: Jun 08 2016			
Start Time	15	20	25	30	35	40	45	50	55	60	65	70	75	999	Total	Pace Speed	Number in Pace	
6:00 PM	25	32	49	50	9	1	1	0	0	0	0	0	0	0	167	21-30	99	
6:15 PM	18	24	46	53	7	1	0	0	0	0	0	0	0	0	149	21-30	98	
6:30 PM	12	17	55	46	15	0	0	0	0	0	0	0	0	0	145	21-30	100	
6:45 PM	9	7	32	60	19	1	0	0	0	0	0	0	0	0	128	21-30	92	
7:00 PM	4	11	30	36	13	2	0	1	0	0	0	0	0	0	97	21-30	66	
7:15 PM	14	6	25	44	13	0	0	0	0	0	0	0	0	0	102	21-30	69	
7:30 PM	3	8	18	27	13	2	0	0	0	0	0	0	0	0	71	21-30	45	
7:45 PM	0	4	12	37	12	3	0	0	0	0	0	0	0	0	68	26-35	49	
8:00 PM	6	1	21	33	5	2	0	0	0	0	0	0	0	0	68	21-30	53	
8:15 PM	5	6	20	36	5	1	0	0	0	0	0	0	0	0	73	21-30	56	
8:30 PM	4	12	17	24	9	0	1	0	0	0	0	0	0	0	67	21-30	40	
8:45 PM	4	5	21	39	7	0	0	0	0	0	0	0	0	0	76	21-30	59	
9:00 PM	1	4	27	25	10	2	0	0	0	0	0	0	0	0	69	21-30	52	
9:15 PM	1	0	23	29	6	1	0	0	0	0	0	0	0	0	60	21-30	51	
9:30 PM	0	1	9	26	15	2	0	0	0	0	0	0	0	0	53	26-35	41	
9:45 PM	1	4	12	22	7	0	0	0	0	0	0	0	0	0	46	21-30	34	
10:00 PM	3	1	8	16	6	0	0	0	0	0	0	0	0	0	34	21-30	24	
10:15 PM	0	2	5	8	12	1	0	0	0	0	0	0	0	0	28	26-35	19	
10:30 PM	0	3	3	17	2	1	0	0	0	0	0	0	0	0	26	21-30	20	
10:45 PM	1	1	9	8	1	0	0	0	0	0	0	0	0	0	20	21-30	17	
11:00 PM	0	0	4	6	3	1	0	0	0	0	0	0	0	0	14	25-34	9	
11:15 PM	0	0	4	7	2	0	0	0	0	0	0	0	0	0	13	23-32	10	
11:30 PM	0	0	4	9	0	1	0	0	0	0	0	0	0	0	14	21-30	13	
11:45 PM	2	0	1	1	5	1	0	0	0	0	0	0	0	0	10	26-35	6	
Day Total	897	980	2684	2801	878	106	16	4	0	0	0	0	0	0	8366	21-30	5485	
Percent	10.7%	11.7%	32.1%	33.5%	10.5%	1.3%	0.2%	0.0%	0.0%	0.0%	0.0%	0.0%	0.0%	0.0%				
ADT 8366																		
AM Peak Volume	8:15 AM	8:00 AM	8:30 AM	9:45 AM	10:00 AM	6:15 AM	1:30 AM	11:15 AM								8:00 AM		
	71	42	73	55	20	4	1	1								204		
PM Peak Volume	5:30 PM	3:45 PM	5:45 PM	5:15 PM	12:00 PM	12:00 PM	12:00 PM	3:30 PM								3:45 PM		
	36	37	77	66	20	7	1	1								198		
<i>Comments:</i>																		

LOCATION: Oakland Ave east of Grand Ave (redo)														QC JOB #: 13746505			
SPECIFIC LOCATION: Oakland Ave east of Grand Ave (redo)														DIRECTION: EB/WB			
CITY/STATE: Piedmont, CA														DATE: Jun 07 2016 - Jun 08 2016			
Start Time	1 15	16 20	21 25	26 30	31 35	36 40	41 45	46 50	51 55	56 60	61 65	66 70	71 75	76 999	Total	Pace Speed	Number in Pace
Grand Total	1953	1990	5620	5716	1739	219	26	6	0	0	0	0	0	0	17269	21-30	11336
Percent	11.3%	11.5%	32.5%	33.1%	10.1%	1.3%	0.2%	0.0%	0.0%	0.0%	0.0%	0.0%	0.0%	0.0%			
Cumulative Percent	11.3%	22.8%	55.4%	88.5%	98.5%	99.8%	100.0%	100.0%	100.0%	100.0%	100.0%	100.0%	100.0%	100.0%			
ADT 8634															85th Percentile 29 MPH Mean Speed(Average) 23 MPH Median 24 MPH Mode: 28 MPH		
<i>Comments:</i>																	



LOCATION: Oakland Ave east of Grand Ave (redo) SPECIFIC LOCATION: Oakland Ave east of Grand Ave (redo) CITY/STATE: Piedmont, CA						QC JOB #: 13746505 DIRECTION: EB DATE: Jun 07 2016 - Jun 08 2016				
Start Time	Mon 07-Jun-16	Tue 08-Jun-16	Wed 08-Jun-16	Thu	Fri	Average Weekday Hourly Traffic	Sat	Sun	Average Week Hourly Traffic	Average Week Profile
12:00 AM		2	5			4			4	
12:15 AM		5	5			5			5	
12:30 AM		1	4			3			3	
12:45 AM		7	5			6			6	
1:00 AM		3	2			3			3	
1:15 AM		4	4			4			4	
1:30 AM		0	1			1			1	
1:45 AM		2	0			1			1	
2:00 AM		1	2			2			2	
2:15 AM		0	1			1			1	
2:30 AM		1	0			1			1	
2:45 AM		1	0			1			1	
3:00 AM		0	0			0			0	
3:15 AM		0	1			1			1	
3:30 AM		0	1			1			1	
3:45 AM		2	1			2			2	
4:00 AM		1	1			1			1	
4:15 AM		0	0			0			0	
4:30 AM		0	1			1			1	
4:45 AM		2	2			2			2	
5:00 AM		1	1			1			1	
5:15 AM		3	9			6			6	
5:30 AM		3	5			4			4	
5:45 AM		13	12			13			13	
Day Total										
% Weekday Average										
% Week Average										
AM Peak Volume										
PM Peak Volume										
<i>Comments:</i>										

LOCATION: Oakland Ave east of Grand Ave (redo) SPECIFIC LOCATION: Oakland Ave east of Grand Ave (redo) CITY/STATE: Piedmont, CA						QC JOB #: 13746505 DIRECTION: EB DATE: Jun 07 2016 - Jun 08 2016				
Start Time	Mon 07-Jun-16	Tue 08-Jun-16	Wed 08-Jun-16	Thu	Fri	Average Weekday Hourly Traffic	Sat	Sun	Average Week Hourly Traffic	Average Week Profile
6:00 AM		13	8			11			11	
6:15 AM		12	8			10			10	
6:30 AM		11	20			16			16	
6:45 AM		22	15			19			19	
7:00 AM		21	25			23			23	
7:15 AM		29	27			28			28	
7:30 AM		62	63			63			63	
7:45 AM		94	83			89			89	
8:00 AM		84	75			80			80	
8:15 AM		72	59			66			66	
8:30 AM		73	45			59			59	
8:45 AM		53	47			50			50	
9:00 AM		45	52			49			49	
9:15 AM		42	38			40			40	
9:30 AM		48	40			44			44	
9:45 AM		35	62			49			49	
10:00 AM		42	48			45			45	
10:15 AM		42	44			43			43	
10:30 AM		57	45			51			51	
10:45 AM		72	55			64			64	
11:00 AM		59	43			51			51	
11:15 AM		37	60			49			49	
11:30 AM		49	62			56			56	
11:45 AM		59	66			63			63	
Day Total										
% Weekday Average										
% Week Average										
AM Peak Volume										
PM Peak Volume										
<i>Comments:</i>										

LOCATION: Oakland Ave east of Grand Ave (redo) SPECIFIC LOCATION: Oakland Ave east of Grand Ave (redo) CITY/STATE: Piedmont, CA							QC JOB #: 13746505 DIRECTION: EB DATE: Jun 07 2016 - Jun 08 2016			
Start Time	Mon 07-Jun-16	Tue 08-Jun-16	Wed 08-Jun-16	Thu	Fri	Average Weekday Hourly Traffic	Sat	Sun	Average Week Hourly Traffic	Average Week Profile
12:00 PM		75	69			72			72	
12:15 PM		76	70			73			73	
12:30 PM		77	64			71			71	
12:45 PM		74	96			85			85	
1:00 PM		72	79			76			76	
1:15 PM		73	56			65			65	
1:30 PM		65	82			74			74	
1:45 PM		69	80			75			75	
2:00 PM		63	73			68			68	
2:15 PM		50	80			65			65	
2:30 PM		66	66			66			66	
2:45 PM		79	85			82			82	
3:00 PM		84	77			81			81	
3:15 PM		93	66			80			80	
3:30 PM		101	75			88			88	
3:45 PM		115	114			115			115	
4:00 PM		115	100			108			108	
4:15 PM		120	113			117			117	
4:30 PM		120	92			106			106	
4:45 PM		120	127			124			124	
5:00 PM		139	117			128			128	
5:15 PM		145	112			129			129	
5:30 PM		119	117			118			118	
5:45 PM		134	137			136			136	
Day Total										
% Weekday Average										
% Week Average										
AM Peak Volume										
PM Peak Volume										
<i>Comments:</i>										

LOCATION: Oakland Ave east of Grand Ave (redo) SPECIFIC LOCATION: Oakland Ave east of Grand Ave (redo) CITY/STATE: Piedmont, CA						QC JOB #: 13746505 DIRECTION: EB DATE: Jun 07 2016 - Jun 08 2016				
Start Time	Mon 07-Jun-16	Tue 08-Jun-16	Wed 08-Jun-16	Thu	Fri	Average Weekday Hourly Traffic	Sat	Sun	Average Week Hourly Traffic	Average Week Profile
6:00 PM		133	103			118			118	
6:15 PM		118	109			114			114	
6:30 PM		103	89			96			96	
6:45 PM		94	79			87			87	
7:00 PM		77	57			67			67	
7:15 PM		77	51			64			64	
7:30 PM		85	45			65			65	
7:45 PM		44	47			46			46	
8:00 PM		47	34			41			41	
8:15 PM		46	46			46			46	
8:30 PM		35	38			37			37	
8:45 PM		38	41			40			40	
9:00 PM		33	40			37			37	
9:15 PM		32	37			35			35	
9:30 PM		34	36			35			35	
9:45 PM		28	21			25			25	
10:00 PM		17	20			19			19	
10:15 PM		23	16			20			20	
10:30 PM		15	16			16			16	
10:45 PM		28	17			23			23	
11:00 PM		12	7			10			10	
11:15 PM		15	8			12			12	
11:30 PM		11	12			12			12	
11:45 PM		7	1			4			4	
Day Total		4581	4270			4453			4453	
% Weekday Average		102.9%	95.9%							
% Week Average		102.9%	95.9%			100.0%				
AM Peak		7:45 AM	7:45 AM			7:45 AM			7:45 AM	
Volume		94	83			89			89	
PM Peak		5:15 PM	5:45 PM			5:45 PM			5:45 PM	
Volume		145	137			136			136	
<i>Comments:</i>										

LOCATION: Oakland Ave east of Grand Ave (redo) SPECIFIC LOCATION: Oakland Ave east of Grand Ave (redo) CITY/STATE: Piedmont, CA														QC JOB #: 13746505 DIRECTION: EB DATE: Jun 07 2016	
Start Time	Motor-cycles	Cars & Trailer	2 Axle Long	Buses	2 Axle 6 Tire	3 Axle Single	4 Axle Single	<5 Axle Double	5 Axle Double	>6 Axle Double	<6 Axle Multi	6 Axle Multi	>6 Axle Multi	Not Classified	Total
12:00 AM	0	2	0	0	0	0	0	0	0	0	0	0	0	0	2
12:15 AM	0	5	0	0	0	0	0	0	0	0	0	0	0	0	5
12:30 AM	0	1	0	0	0	0	0	0	0	0	0	0	0	0	1
12:45 AM	0	6	1	0	0	0	0	0	0	0	0	0	0	0	7
1:00 AM	0	3	0	0	0	0	0	0	0	0	0	0	0	0	3
1:15 AM	0	4	0	0	0	0	0	0	0	0	0	0	0	0	4
1:30 AM	0	0	0	0	0	0	0	0	0	0	0	0	0	0	0
1:45 AM	0	1	1	0	0	0	0	0	0	0	0	0	0	0	2
2:00 AM	0	1	0	0	0	0	0	0	0	0	0	0	0	0	1
2:15 AM	0	0	0	0	0	0	0	0	0	0	0	0	0	0	0
2:30 AM	0	1	0	0	0	0	0	0	0	0	0	0	0	0	1
2:45 AM	0	1	0	0	0	0	0	0	0	0	0	0	0	0	1
3:00 AM	0	0	0	0	0	0	0	0	0	0	0	0	0	0	0
3:15 AM	0	0	0	0	0	0	0	0	0	0	0	0	0	0	0
3:30 AM	0	0	0	0	0	0	0	0	0	0	0	0	0	0	0
3:45 AM	0	2	0	0	0	0	0	0	0	0	0	0	0	0	2
4:00 AM	0	0	1	0	0	0	0	0	0	0	0	0	0	0	1
4:15 AM	0	0	0	0	0	0	0	0	0	0	0	0	0	0	0
4:30 AM	0	0	0	0	0	0	0	0	0	0	0	0	0	0	0
4:45 AM	0	2	0	0	0	0	0	0	0	0	0	0	0	0	2
5:00 AM	0	0	1	0	0	0	0	0	0	0	0	0	0	0	1
5:15 AM	0	3	0	0	0	0	0	0	0	0	0	0	0	0	3
5:30 AM	0	1	1	1	0	0	0	0	0	0	0	0	0	0	3
5:45 AM	0	11	1	1	0	0	0	0	0	0	0	0	0	0	13
Day Total															
Percent															
AM Peak															
Volume															
PM Peak															
Volume															
Comments:															

LOCATION: Oakland Ave east of Grand Ave (redo) SPECIFIC LOCATION: Oakland Ave east of Grand Ave (redo) CITY/STATE: Piedmont, CA															QC JOB #: 13746505 DIRECTION: EB DATE: Jun 07 2016	
Start Time	Motor-cycles	Cars & Trailer	2 Axle Long	Buses	2 Axle 6 Tire	3 Axle Single	4 Axle Single	<5 Axle Double	5 Axle Double	>6 Axle Double	<6 Axle Multi	6 Axle Multi	>6 Axle Multi	Not Classified	Total	
6:00 AM	1	10	2	0	0	0	0	0	0	0	0	0	0	0	13	
6:15 AM	0	8	2	0	2	0	0	0	0	0	0	0	0	0	12	
6:30 AM	0	10	0	1	0	0	0	0	0	0	0	0	0	0	11	
6:45 AM	1	15	1	3	1	1	0	0	0	0	0	0	0	0	22	
7:00 AM	0	13	4	2	2	0	0	0	0	0	0	0	0	0	21	
7:15 AM	1	20	2	1	1	0	0	0	0	0	0	0	0	4	29	
7:30 AM	0	43	13	1	1	0	0	0	0	0	0	0	0	4	62	
7:45 AM	3	64	10	3	5	0	0	0	0	0	0	0	0	9	94	
8:00 AM	1	54	14	1	2	3	0	0	0	0	0	0	0	9	84	
8:15 AM	1	46	9	1	0	0	0	0	0	0	0	0	0	15	72	
8:30 AM	1	53	9	1	3	1	0	0	0	0	0	0	0	5	73	
8:45 AM	0	37	10	0	1	0	0	0	0	0	0	0	0	5	53	
9:00 AM	0	27	8	1	2	0	0	2	0	0	0	0	0	5	45	
9:15 AM	1	28	9	0	1	0	0	0	0	0	0	0	0	3	42	
9:30 AM	0	32	6	1	3	0	0	0	0	0	0	0	0	6	48	
9:45 AM	0	27	4	0	2	1	0	0	0	0	0	0	0	1	35	
10:00 AM	1	29	6	0	2	0	0	0	0	0	0	0	0	4	42	
10:15 AM	1	26	7	0	3	0	0	0	0	0	0	0	0	5	42	
10:30 AM	1	36	12	0	3	0	0	0	0	0	0	0	0	5	57	
10:45 AM	1	50	14	1	3	0	0	0	0	0	0	0	0	3	72	
11:00 AM	0	44	8	1	3	0	0	0	0	0	0	0	0	3	59	
11:15 AM	0	25	7	0	1	0	0	0	0	0	0	0	0	4	37	
11:30 AM	2	32	12	1	0	0	0	0	0	0	0	0	0	2	49	
11:45 AM	1	48	5	0	1	0	0	0	0	0	0	0	0	4	59	
Day Total																
Percent																
AM Peak Volume																
PM Peak Volume																
Comments:																

LOCATION: Oakland Ave east of Grand Ave (redo) SPECIFIC LOCATION: Oakland Ave east of Grand Ave (redo) CITY/STATE: Piedmont, CA														QC JOB #: 13746505 DIRECTION: EB DATE: Jun 07 2016	
Start Time	Motor-cycles	Cars & Trailer	2 Axle Long	Buses	2 Axle 6 Tire	3 Axle Single	4 Axle Single	<5 Axle Double	5 Axle Double	>6 Axle Double	<6 Axle Multi	6 Axle Multi	>6 Axle Multi	Not Classified	Total
12:00 PM	0	57	11	1	3	0	0	0	0	0	0	0	0	3	75
12:15 PM	2	50	16	0	4	0	0	1	0	0	0	0	0	3	76
12:30 PM	0	52	10	2	4	0	0	0	0	0	0	0	0	9	77
12:45 PM	2	51	15	0	0	0	0	0	0	0	0	0	0	6	74
1:00 PM	0	44	16	2	3	0	0	1	0	0	0	0	0	6	72
1:15 PM	1	55	10	0	2	0	0	0	0	0	0	0	0	5	73
1:30 PM	1	43	10	1	4	0	0	1	0	0	0	0	0	5	65
1:45 PM	2	46	13	0	3	0	0	0	0	0	0	0	0	5	69
2:00 PM	0	48	8	0	1	2	0	0	0	0	0	0	0	4	63
2:15 PM	0	39	9	0	1	0	0	0	0	0	0	0	0	1	50
2:30 PM	1	51	8	0	2	1	0	0	0	0	0	0	0	3	66
2:45 PM	0	61	10	0	5	1	0	0	0	0	0	0	0	2	79
3:00 PM	0	58	13	1	3	1	0	0	0	0	0	0	0	8	84
3:15 PM	1	65	16	1	2	0	0	0	0	0	0	0	0	8	93
3:30 PM	1	77	16	1	1	0	0	0	0	0	0	0	0	5	101
3:45 PM	0	86	24	0	0	0	0	0	0	0	0	0	0	5	115
4:00 PM	2	86	20	1	2	0	0	0	0	0	0	0	0	4	115
4:15 PM	0	103	11	1	3	0	0	0	0	0	0	0	0	2	120
4:30 PM	3	82	22	0	4	0	0	1	0	0	0	0	0	8	120
4:45 PM	0	90	23	0	0	0	0	4	0	0	0	0	0	3	120
5:00 PM	1	104	21	1	4	0	0	0	0	0	0	0	0	8	139
5:15 PM	0	118	21	1	0	0	0	0	0	0	0	0	0	5	145
5:30 PM	0	91	17	3	4	0	0	0	0	0	0	0	0	4	119
5:45 PM	3	106	14	1	0	0	0	1	0	0	0	0	0	9	134
Day Total															
Percent															
AM Peak Volume															
PM Peak Volume															
Comments:															

LOCATION: Oakland Ave east of Grand Ave (redo) SPECIFIC LOCATION: Oakland Ave east of Grand Ave (redo) CITY/STATE: Piedmont, CA														QC JOB #: 13746505 DIRECTION: EB DATE: Jun 07 2016	
Start Time	Motor-cycles	Cars & Trailer	2 Axle Long	Buses	2 Axle 6 Tire	3 Axle Single	4 Axle Single	<5 Axle Double	5 Axle Double	>6 Axle Double	<6 Axle Multi	6 Axle Multi	>6 Axle Multi	Not Classified	Total
6:00 PM	0	107	12	2	1	1	0	1	0	0	0	0	0	9	133
6:15 PM	0	99	10	2	2	0	0	0	0	0	0	0	0	5	118
6:30 PM	1	87	12	1	1	0	0	0	0	0	0	0	0	1	103
6:45 PM	1	69	17	1	1	1	0	0	0	0	0	0	0	4	94
7:00 PM	0	61	8	1	2	0	0	0	0	0	0	0	0	5	77
7:15 PM	0	57	17	1	1	0	0	0	0	0	0	0	0	1	77
7:30 PM	2	65	13	1	0	0	0	0	0	0	0	0	0	4	85
7:45 PM	0	33	7	1	0	0	0	0	0	0	0	0	0	3	44
8:00 PM	1	37	5	0	0	0	0	0	0	0	0	0	0	4	47
8:15 PM	0	39	3	1	1	0	0	0	0	0	0	0	0	2	46
8:30 PM	0	27	5	0	1	0	0	0	0	0	0	0	0	2	35
8:45 PM	1	33	3	0	0	0	0	0	0	0	0	0	0	1	38
9:00 PM	1	23	7	0	1	0	0	0	0	0	0	0	0	1	33
9:15 PM	0	28	4	0	0	0	0	0	0	0	0	0	0	0	32
9:30 PM	0	30	3	0	1	0	0	0	0	0	0	0	0	0	34
9:45 PM	0	22	5	0	0	0	0	0	0	0	0	0	0	1	28
10:00 PM	0	14	3	0	0	0	0	0	0	0	0	0	0	0	17
10:15 PM	0	18	5	0	0	0	0	0	0	0	0	0	0	0	23
10:30 PM	0	9	6	0	0	0	0	0	0	0	0	0	0	0	15
10:45 PM	0	26	2	0	0	0	0	0	0	0	0	0	0	0	28
11:00 PM	0	10	2	0	0	0	0	0	0	0	0	0	0	0	12
11:15 PM	0	12	2	0	0	0	0	0	0	0	0	0	0	1	15
11:30 PM	0	7	4	0	0	0	0	0	0	0	0	0	0	0	11
11:45 PM	0	7	0	0	0	0	0	0	0	0	0	0	0	0	7
Day Total	44	3404	689	49	109	13	0	12	0	0	0	0	0	261	4581
Percent	1.0%	74.3%	15.0%	1.1%	2.4%	0.3%	0.0%	0.3%	0.0%	0.0%	0.0%	0.0%	0.0%	5.7%	
ADT 4581															
AM Peak	7:45 AM	7:45 AM	8:00 AM	6:45 AM	7:45 AM	8:00 AM		9:00 AM						8:15 AM	7:45 AM
Volume	3	64	14	3	5	3		2						15	94
PM Peak	4:30 PM	5:15 PM	3:45 PM	5:30 PM	2:45 PM	2:00 PM		4:45 PM						12:30 PM	5:15 PM
Volume	3	118	24	3	5	2		4						9	145
<i>Comments:</i>															

LOCATION: Oakland Ave east of Grand Ave (redo) SPECIFIC LOCATION: Oakland Ave east of Grand Ave (redo) CITY/STATE: Piedmont, CA														QC JOB #: 13746505 DIRECTION: EB DATE: Jun 08 2016	
Start Time	Motor-cycles	Cars & Trailer	2 Axle Long	Buses	2 Axle 6 Tire	3 Axle Single	4 Axle Single	<5 Axle Double	5 Axle Double	>6 Axle Double	<6 Axle Multi	6 Axle Multi	>6 Axle Multi	Not Classified	Total
12:00 AM	0	4	1	0	0	0	0	0	0	0	0	0	0	0	5
12:15 AM	0	5	0	0	0	0	0	0	0	0	0	0	0	0	5
12:30 AM	0	4	0	0	0	0	0	0	0	0	0	0	0	0	4
12:45 AM	0	5	0	0	0	0	0	0	0	0	0	0	0	0	5
1:00 AM	0	1	1	0	0	0	0	0	0	0	0	0	0	0	2
1:15 AM	0	3	1	0	0	0	0	0	0	0	0	0	0	0	4
1:30 AM	0	1	0	0	0	0	0	0	0	0	0	0	0	0	1
1:45 AM	0	0	0	0	0	0	0	0	0	0	0	0	0	0	0
2:00 AM	0	2	0	0	0	0	0	0	0	0	0	0	0	0	2
2:15 AM	0	1	0	0	0	0	0	0	0	0	0	0	0	0	1
2:30 AM	0	0	0	0	0	0	0	0	0	0	0	0	0	0	0
2:45 AM	0	0	0	0	0	0	0	0	0	0	0	0	0	0	0
3:00 AM	0	0	0	0	0	0	0	0	0	0	0	0	0	0	0
3:15 AM	0	1	0	0	0	0	0	0	0	0	0	0	0	0	1
3:30 AM	0	1	0	0	0	0	0	0	0	0	0	0	0	0	1
3:45 AM	0	1	0	0	0	0	0	0	0	0	0	0	0	0	1
4:00 AM	0	1	0	0	0	0	0	0	0	0	0	0	0	0	1
4:15 AM	0	0	0	0	0	0	0	0	0	0	0	0	0	0	0
4:30 AM	0	1	0	0	0	0	0	0	0	0	0	0	0	0	1
4:45 AM	0	1	0	0	1	0	0	0	0	0	0	0	0	0	2
5:00 AM	0	0	1	0	0	0	0	0	0	0	0	0	0	0	1
5:15 AM	0	8	1	0	0	0	0	0	0	0	0	0	0	0	9
5:30 AM	0	3	1	1	0	0	0	0	0	0	0	0	0	0	5
5:45 AM	0	9	0	1	1	0	0	0	0	0	0	0	0	1	12
Day Total															
Percent															
AM Peak Volume															
PM Peak Volume															
Comments:															

LOCATION: Oakland Ave east of Grand Ave (redo) SPECIFIC LOCATION: Oakland Ave east of Grand Ave (redo) CITY/STATE: Piedmont, CA														QC JOB #: 13746505 DIRECTION: EB DATE: Jun 08 2016	
Start Time	Motor-cycles	Cars & Trailer	2 Axle Long	Buses	2 Axle 6 Tire	3 Axle Single	4 Axle Single	<5 Axle Double	5 Axle Double	>6 Axle Double	<6 Axle Multi	6 Axle Multi	>6 Axle Multi	Not Classified	Total
6:00 AM	0	7	1	0	0	0	0	0	0	0	0	0	0	0	8
6:15 AM	0	6	0	2	0	0	0	0	0	0	0	0	0	0	8
6:30 AM	1	12	2	2	0	2	0	0	0	0	0	0	0	1	20
6:45 AM	0	11	0	0	1	1	0	0	0	0	0	0	0	2	15
7:00 AM	0	17	6	1	1	0	0	0	0	0	0	0	0	0	25
7:15 AM	0	20	3	0	2	0	0	0	0	0	0	0	0	2	27
7:30 AM	0	43	11	3	1	0	0	0	0	0	0	0	0	5	63
7:45 AM	0	61	9	3	4	0	0	0	0	0	0	0	0	6	83
8:00 AM	1	42	11	0	6	2	0	0	0	0	0	0	0	13	75
8:15 AM	0	36	9	2	3	0	0	0	0	0	0	0	0	9	59
8:30 AM	2	26	8	1	3	0	0	0	0	0	0	0	0	5	45
8:45 AM	1	30	9	0	1	1	0	0	0	0	0	0	0	5	47
9:00 AM	0	30	15	0	2	0	0	1	0	0	0	0	0	4	52
9:15 AM	0	26	6	0	3	1	0	0	0	0	0	0	0	2	38
9:30 AM	0	23	8	1	2	0	0	0	0	0	0	0	0	6	40
9:45 AM	1	51	6	0	1	0	0	1	0	0	0	0	0	2	62
10:00 AM	0	33	10	1	0	1	0	0	0	0	0	0	0	3	48
10:15 AM	0	34	6	0	3	0	0	0	0	0	0	0	0	1	44
10:30 AM	0	33	8	1	2	0	0	1	0	0	0	0	0	0	45
10:45 AM	0	39	11	1	3	0	0	0	0	0	0	0	0	1	55
11:00 AM	0	28	12	0	0	0	0	0	0	0	0	0	0	3	43
11:15 AM	1	42	13	0	1	0	0	0	0	0	0	0	0	3	60
11:30 AM	0	47	8	0	0	0	0	0	0	0	0	0	0	7	62
11:45 AM	2	44	10	1	2	0	0	0	0	0	0	0	0	7	66
Day Total															
Percent															
AM Peak Volume															
PM Peak Volume															
Comments:															

LOCATION: Oakland Ave east of Grand Ave (redo) SPECIFIC LOCATION: Oakland Ave east of Grand Ave (redo) CITY/STATE: Piedmont, CA														QC JOB #: 13746505 DIRECTION: EB DATE: Jun 08 2016	
Start Time	Motor-cycles	Cars & Trailer	2 Axle Long	Buses	2 Axle 6 Tire	3 Axle Single	4 Axle Single	<5 Axle Double	5 Axle Double	>6 Axle Double	<6 Axle Multi	6 Axle Multi	>6 Axle Multi	Not Classified	Total
12:00 PM	0	47	13	0	6	0	0	0	0	0	0	0	0	3	69
12:15 PM	0	51	15	0	1	0	0	0	0	0	0	0	0	3	70
12:30 PM	0	47	9	0	3	1	0	0	0	0	0	0	0	4	64
12:45 PM	0	66	22	2	3	0	0	1	0	0	0	0	0	2	96
1:00 PM	0	61	13	0	2	0	0	0	0	0	0	0	0	3	79
1:15 PM	0	48	6	0	0	0	0	0	0	0	0	0	0	2	56
1:30 PM	0	52	13	1	8	0	0	0	0	0	0	0	0	8	82
1:45 PM	0	56	18	0	3	0	0	0	0	0	0	0	0	3	80
2:00 PM	2	55	12	1	1	0	0	0	0	0	0	0	0	2	73
2:15 PM	1	62	14	0	2	0	0	0	0	0	0	0	0	1	80
2:30 PM	1	46	14	0	1	0	0	0	0	0	0	0	0	4	66
2:45 PM	0	55	20	0	5	0	0	0	0	0	0	0	0	5	85
3:00 PM	0	58	12	1	2	0	0	0	0	0	0	0	0	4	77
3:15 PM	0	48	16	0	1	0	0	0	0	0	0	0	0	1	66
3:30 PM	0	58	12	1	1	0	0	0	0	0	0	0	0	3	75
3:45 PM	2	87	17	1	3	0	0	0	0	0	0	0	0	4	114
4:00 PM	2	64	24	1	2	0	0	0	0	0	0	0	0	7	100
4:15 PM	2	80	20	1	4	0	0	0	0	0	0	0	0	6	113
4:30 PM	0	74	13	0	2	0	0	0	0	0	0	0	0	3	92
4:45 PM	2	106	9	0	1	0	0	0	0	0	0	0	0	9	127
5:00 PM	0	98	11	0	1	0	0	1	0	0	0	0	0	6	117
5:15 PM	0	85	23	1	0	0	0	0	0	0	0	0	0	3	112
5:30 PM	0	94	11	1	1	0	0	1	0	0	0	0	0	9	117
5:45 PM	1	107	19	3	0	0	0	0	0	0	0	0	0	7	137
Day Total															
Percent															
AM Peak Volume															
PM Peak Volume															
Comments:															

LOCATION: Oakland Ave east of Grand Ave (redo) SPECIFIC LOCATION: Oakland Ave east of Grand Ave (redo) CITY/STATE: Piedmont, CA														QC JOB #: 13746505 DIRECTION: EB DATE: Jun 08 2016	
Start Time	Motor-cycles	Cars & Trailer	2 Axle Long	Buses	2 Axle 6 Tire	3 Axle Single	4 Axle Single	<5 Axle Double	5 Axle Double	>6 Axle Double	<6 Axle Multi	6 Axle Multi	>6 Axle Multi	Not Classified	Total
6:00 PM	0	80	12	3	3	0	0	1	0	0	0	0	0	4	103
6:15 PM	1	82	16	1	4	1	0	0	0	0	0	0	0	4	109
6:30 PM	0	66	13	1	1	1	0	1	0	0	0	0	0	6	89
6:45 PM	0	66	8	2	1	0	0	0	0	0	0	0	0	2	79
7:00 PM	0	50	4	0	1	0	0	0	0	0	0	0	0	2	57
7:15 PM	1	39	5	3	0	0	0	0	0	0	0	0	0	3	51
7:30 PM	0	37	6	1	0	0	0	0	0	0	0	0	0	1	45
7:45 PM	0	40	6	1	0	0	0	0	0	0	0	0	0	0	47
8:00 PM	0	29	4	0	1	0	0	0	0	0	0	0	0	0	34
8:15 PM	0	32	10	1	2	0	0	0	0	0	0	0	0	1	46
8:30 PM	0	30	7	0	0	0	0	0	0	0	0	0	0	1	38
8:45 PM	0	34	6	0	1	0	0	0	0	0	0	0	0	0	41
9:00 PM	0	33	5	0	1	0	0	0	0	0	0	0	0	1	40
9:15 PM	1	31	5	0	0	0	0	0	0	0	0	0	0	0	37
9:30 PM	0	31	5	0	0	0	0	0	0	0	0	0	0	0	36
9:45 PM	0	15	5	0	0	0	0	0	0	0	0	0	0	1	21
10:00 PM	0	13	5	0	0	0	0	0	0	0	0	0	0	2	20
10:15 PM	0	12	4	0	0	0	0	0	0	0	0	0	0	0	16
10:30 PM	0	13	3	0	0	0	0	0	0	0	0	0	0	0	16
10:45 PM	0	15	2	0	0	0	0	0	0	0	0	0	0	0	17
11:00 PM	0	6	1	0	0	0	0	0	0	0	0	0	0	0	7
11:15 PM	0	7	1	0	0	0	0	0	0	0	0	0	0	0	8
11:30 PM	2	8	2	0	0	0	0	0	0	0	0	0	0	0	12
11:45 PM	0	0	0	0	0	0	0	0	0	0	0	0	0	1	1
Day Total	27	3167	679	48	111	11	0	8	0	0	0	0	0	219	4270
Percent	0.6%	74.2%	15.9%	1.1%	2.6%	0.3%	0.0%	0.2%	0.0%	0.0%	0.0%	0.0%	0.0%	5.1%	
ADT 4270															
AM Peak	8:30 AM	7:45 AM	9:00 AM	7:30 AM	8:00 AM	6:30 AM		9:00 AM						8:00 AM	7:45 AM
Volume	2	61	15	3	6	2		1						13	83
PM Peak	2:00 PM	5:45 PM	4:00 PM	5:45 PM	1:30 PM	12:30 PM		12:45 PM						4:45 PM	5:45 PM
Volume	2	107	24	3	8	1		1						9	137
<i>Comments:</i>															

LOCATION: Oakland Ave east of Grand Ave (redo)													QC JOB #: 13746505		
SPECIFIC LOCATION: Oakland Ave east of Grand Ave (redo)													DIRECTION: EB		
CITY/STATE: Piedmont, CA													DATE: Jun 07 2016 - Jun 08 2016		
Start Time	Motor-cycles	Cars & Trailer	2 Axle Long	Buses	2 Axle 6 Tire	3 Axle Single	4 Axle Single	<5 Axle Double	5 Axle Double	>6 Axle Double	<6 Axle Multi	6 Axle Multi	>6 Axle Multi	Not Classified	Total
Grand Total	71	6571	1368	97	220	24	0	20	0	0	0	0	0	480	8851
Percent	0.8%	74.2%	15.5%	1.1%	2.5%	0.3%	0.0%	0.2%	0.0%	0.0%	0.0%	0.0%	0.0%	5.4%	
ADT 4425															
<i>Comments:</i>															



LOCATION: Oakland Ave east of Grand Ave (redo) SPECIFIC LOCATION: Oakland Ave east of Grand Ave (redo) CITY/STATE: Piedmont, CA															QC JOB #: 13746505 DIRECTION: EB DATE: Jun 07 2016		
Start Time	15	16	21	26	31	36	41	46	51	56	61	66	71	76	Total	Pace Speed	Number in Pace
	15	20	25	30	35	40	45	50	55	60	65	70	75	999			
12:00 AM	0	0	0	2	0	0	0	0	0	0	0	0	0	0	2	21-30	2
12:15 AM	0	0	2	2	1	0	0	0	0	0	0	0	0	0	5	21-30	4
12:30 AM	0	0	1	0	0	0	0	0	0	0	0	0	0	0	1	16-25	1
12:45 AM	0	1	0	5	1	0	0	0	0	0	0	0	0	0	7	26-35	5
1:00 AM	0	1	1	0	1	0	0	0	0	0	0	0	0	0	3	16-25	2
1:15 AM	0	1	0	3	0	0	0	0	0	0	0	0	0	0	4	21-30	3
1:30 AM	0	0	0	0	0	0	0	0	0	0	0	0	0	0	0	1-10	0
1:45 AM	0	0	0	1	1	0	0	0	0	0	0	0	0	0	2	26-35	2
2:00 AM	0	0	0	1	0	0	0	0	0	0	0	0	0	0	1	21-30	1
2:15 AM	0	0	0	0	0	0	0	0	0	0	0	0	0	0	0	1-10	0
2:30 AM	0	0	0	1	0	0	0	0	0	0	0	0	0	0	1	21-30	1
2:45 AM	0	0	1	0	0	0	0	0	0	0	0	0	0	0	1	16-25	1
3:00 AM	0	0	0	0	0	0	0	0	0	0	0	0	0	0	0	1-10	0
3:15 AM	0	0	0	0	0	0	0	0	0	0	0	0	0	0	0	1-10	0
3:30 AM	0	0	0	0	0	0	0	0	0	0	0	0	0	0	0	1-10	0
3:45 AM	0	1	1	0	0	0	0	0	0	0	0	0	0	0	2	16-25	2
4:00 AM	0	1	0	0	0	0	0	0	0	0	0	0	0	0	1	11-20	1
4:15 AM	0	0	0	0	0	0	0	0	0	0	0	0	0	0	0	1-10	0
4:30 AM	0	0	0	0	0	0	0	0	0	0	0	0	0	0	0	1-10	0
4:45 AM	0	0	0	2	0	0	0	0	0	0	0	0	0	0	2	21-30	2
5:00 AM	0	0	0	0	1	0	0	0	0	0	0	0	0	0	1	26-35	1
5:15 AM	0	0	1	2	0	0	0	0	0	0	0	0	0	0	3	21-30	3
5:30 AM	0	1	2	0	0	0	0	0	0	0	0	0	0	0	3	16-25	3
5:45 AM	1	2	5	1	3	0	1	0	0	0	0	0	0	0	13	16-25	7
Day Total																	
Percent																	
AM Peak Volume																	
PM Peak Volume																	
Comments:																	

LOCATION: Oakland Ave east of Grand Ave (redo) SPECIFIC LOCATION: Oakland Ave east of Grand Ave (redo) CITY/STATE: Piedmont, CA															QC JOB #: 13746505 DIRECTION: EB DATE: Jun 07 2016		
Start Time	1 15	16 20	21 25	26 30	31 35	36 40	41 45	46 50	51 55	56 60	61 65	66 70	71 75	76 999	Total	Pace Speed	Number in Pace
6:00 AM	0	1	5	3	3	1	0	0	0	0	0	0	0	0	13	23-32	7
6:15 AM	0	3	3	5	1	0	0	0	0	0	0	0	0	0	12	21-30	8
6:30 AM	0	0	2	7	1	1	0	0	0	0	0	0	0	0	11	21-30	9
6:45 AM	0	6	6	7	3	0	0	0	0	0	0	0	0	0	22	22-31	12
7:00 AM	0	6	7	4	3	1	0	0	0	0	0	0	0	0	21	18-27	12
7:15 AM	5	0	9	13	2	0	0	0	0	0	0	0	0	0	29	21-30	22
7:30 AM	4	4	33	17	4	0	0	0	0	0	0	0	0	0	62	21-30	50
7:45 AM	10	15	43	24	2	0	0	0	0	0	0	0	0	0	94	21-30	67
8:00 AM	10	14	44	13	3	0	0	0	0	0	0	0	0	0	84	20-29	57
8:15 AM	15	5	24	27	1	0	0	0	0	0	0	0	0	0	72	21-30	51
8:30 AM	6	9	33	24	1	0	0	0	0	0	0	0	0	0	73	21-30	56
8:45 AM	5	1	17	23	6	1	0	0	0	0	0	0	0	0	53	21-30	40
9:00 AM	5	3	16	17	3	1	0	0	0	0	0	0	0	0	45	21-30	33
9:15 AM	3	5	17	13	4	0	0	0	0	0	0	0	0	0	42	21-30	30
9:30 AM	6	2	18	17	5	0	0	0	0	0	0	0	0	0	48	21-30	35
9:45 AM	1	2	15	14	3	0	0	0	0	0	0	0	0	0	35	21-30	28
10:00 AM	4	3	10	20	5	0	0	0	0	0	0	0	0	0	42	21-30	30
10:15 AM	6	2	13	20	1	0	0	0	0	0	0	0	0	0	42	21-30	33
10:30 AM	6	6	16	27	2	0	0	0	0	0	0	0	0	0	57	21-30	43
10:45 AM	4	7	25	31	5	0	0	0	0	0	0	0	0	0	72	21-30	56
11:00 AM	4	5	19	29	2	0	0	0	0	0	0	0	0	0	59	21-30	47
11:15 AM	5	0	9	17	6	0	0	0	0	0	0	0	0	0	37	22-31	25
11:30 AM	2	5	20	17	5	0	0	0	0	0	0	0	0	0	49	21-30	37
11:45 AM	5	0	23	25	5	1	0	0	0	0	0	0	0	0	59	21-30	48
Day Total																	
Percent																	
AM Peak Volume																	
PM Peak Volume																	
Comments:																	

LOCATION: Oakland Ave east of Grand Ave (redo) SPECIFIC LOCATION: Oakland Ave east of Grand Ave (redo) CITY/STATE: Piedmont, CA															QC JOB #: 13746505 DIRECTION: EB DATE: Jun 07 2016		
Start Time	15	20	25	30	35	40	45	50	55	60	65	70	75	999	Total	Pace Speed	Number in Pace
12:00 PM	3	5	27	33	7	0	0	0	0	0	0	0	0	0	75	21-30	59
12:15 PM	3	8	31	28	6	0	0	0	0	0	0	0	0	0	76	21-30	58
12:30 PM	9	5	30	28	5	0	0	0	0	0	0	0	0	0	77	21-30	57
12:45 PM	7	2	25	34	6	0	0	0	0	0	0	0	0	0	74	21-30	58
1:00 PM	7	10	24	25	5	1	0	0	0	0	0	0	0	0	72	21-30	49
1:15 PM	5	0	25	35	8	0	0	0	0	0	0	0	0	0	73	21-30	60
1:30 PM	7	6	22	27	2	1	0	0	0	0	0	0	0	0	65	21-30	49
1:45 PM	5	4	19	33	8	0	0	0	0	0	0	0	0	0	69	21-30	51
2:00 PM	5	4	24	25	4	1	0	0	0	0	0	0	0	0	63	21-30	49
2:15 PM	1	4	13	24	8	0	0	0	0	0	0	0	0	0	50	21-30	36
2:30 PM	5	1	18	32	10	0	0	0	0	0	0	0	0	0	66	21-30	50
2:45 PM	4	8	25	35	6	1	0	0	0	0	0	0	0	0	79	21-30	60
3:00 PM	8	9	25	28	14	0	0	0	0	0	0	0	0	0	84	21-30	52
3:15 PM	12	9	32	34	4	2	0	0	0	0	0	0	0	0	93	21-30	66
3:30 PM	8	8	40	39	5	1	0	0	0	0	0	0	0	0	101	21-30	79
3:45 PM	5	9	42	44	15	0	0	0	0	0	0	0	0	0	115	21-30	86
4:00 PM	5	14	41	43	12	0	0	0	0	0	0	0	0	0	115	21-30	83
4:15 PM	2	5	55	49	9	0	0	0	0	0	0	0	0	0	120	21-30	104
4:30 PM	10	3	45	56	6	0	0	0	0	0	0	0	0	0	120	21-30	100
4:45 PM	3	9	56	48	4	0	0	0	0	0	0	0	0	0	120	21-30	103
5:00 PM	9	17	56	53	4	0	0	0	0	0	0	0	0	0	139	21-30	108
5:15 PM	6	20	67	44	7	1	0	0	0	0	0	0	0	0	145	21-30	111
5:30 PM	4	5	48	43	19	0	0	0	0	0	0	0	0	0	119	21-30	90
5:45 PM	16	12	49	52	4	1	0	0	0	0	0	0	0	0	134	21-30	101
Day Total																	
Percent																	
AM Peak Volume																	
PM Peak Volume																	
Comments:																	

LOCATION: Oakland Ave east of Grand Ave (redo) SPECIFIC LOCATION: Oakland Ave east of Grand Ave (redo) CITY/STATE: Piedmont, CA															QC JOB #: 13746505 DIRECTION: EB DATE: Jun 07 2016				
Start Time	1 15	16 20	21 25	26 30	31 35	36 40	41 45	46 50	51 55	56 60	61 65	66 70	71 75	76 999	Total	Pace Speed	Number in Pace		
6:00 PM	16	13	38	54	12	0	0	0	0	0	0	0	0	0	133	21-30	92		
6:15 PM	6	9	63	34	5	1	0	0	0	0	0	0	0	0	118	21-30	97		
6:30 PM	1	19	43	35	5	0	0	0	0	0	0	0	0	0	103	21-30	78		
6:45 PM	5	7	41	33	8	0	0	0	0	0	0	0	0	0	94	21-30	73		
7:00 PM	6	9	30	26	6	0	0	0	0	0	0	0	0	0	77	21-30	56		
7:15 PM	1	0	30	39	7	0	0	0	0	0	0	0	0	0	77	21-30	69		
7:30 PM	4	10	20	36	15	0	0	0	0	0	0	0	0	0	85	21-30	56		
7:45 PM	3	7	17	14	3	0	0	0	0	0	0	0	0	0	44	21-30	30		
8:00 PM	5	7	16	15	4	0	0	0	0	0	0	0	0	0	47	21-30	31		
8:15 PM	2	1	9	28	6	0	0	0	0	0	0	0	0	0	46	21-30	37		
8:30 PM	2	0	16	14	3	0	0	0	0	0	0	0	0	0	35	21-30	29		
8:45 PM	1	2	12	17	4	2	0	0	0	0	0	0	0	0	38	21-30	28		
9:00 PM	1	2	11	15	4	0	0	0	0	0	0	0	0	0	33	21-30	26		
9:15 PM	0	2	9	19	1	1	0	0	0	0	0	0	0	0	32	21-30	27		
9:30 PM	0	0	14	18	2	0	0	0	0	0	0	0	0	0	34	21-30	32		
9:45 PM	1	0	14	10	3	0	0	0	0	0	0	0	0	0	28	21-30	24		
10:00 PM	0	2	8	4	3	0	0	0	0	0	0	0	0	0	17	21-30	12		
10:15 PM	0	1	7	12	2	1	0	0	0	0	0	0	0	0	23	21-30	18		
10:30 PM	0	0	5	8	2	0	0	0	0	0	0	0	0	0	15	21-30	13		
10:45 PM	0	2	7	17	2	0	0	0	0	0	0	0	0	0	28	21-30	23		
11:00 PM	0	1	1	7	2	1	0	0	0	0	0	0	0	0	12	26-35	8		
11:15 PM	1	0	6	7	0	1	0	0	0	0	0	0	0	0	15	21-30	12		
11:30 PM	0	0	2	5	3	1	0	0	0	0	0	0	0	0	11	27-36	7		
11:45 PM	0	0	2	4	1	0	0	0	0	0	0	0	0	0	7	21-30	6		
Day Total	311	383	1701	1797	365	23	1	0	0	0	0	0	0	0	4581	21-30	3497		
Percent	6.8%	8.4%	37.1%	39.2%	8.0%	0.5%	0.0%	0.0%	0.0%	0.0%	0.0%	0.0%	0.0%	0.0%					
ADT 4581																			
AM Peak	8:15 AM	7:45 AM	8:00 AM	10:45 AM	8:45 AM	6:00 AM	5:45 AM									7:45 AM			
Volume	15	15	44	31	6	1	1									94			
PM Peak	5:45 PM	5:15 PM	5:15 PM	4:30 PM	5:30 PM	3:15 PM											5:15 PM		
Volume	16	20	67	56	19	2											145		
<i>Comments:</i>																			

LOCATION: Oakland Ave east of Grand Ave (redo) SPECIFIC LOCATION: Oakland Ave east of Grand Ave (redo) CITY/STATE: Piedmont, CA															QC JOB #: 13746505 DIRECTION: EB DATE: Jun 08 2016		
Start Time	15	16	21	26	31	36	41	46	51	56	61	66	71	76	Total	Pace Speed	Number in Pace
	15	20	25	30	35	40	45	50	55	60	65	70	75	999			
12:00 AM	0	0	2	1	2	0	0	0	0	0	0	0	0	0	5	26-35	3
12:15 AM	0	0	1	3	1	0	0	0	0	0	0	0	0	0	5	21-30	4
12:30 AM	0	0	1	2	0	1	0	0	0	0	0	0	0	0	4	21-30	3
12:45 AM	0	0	1	4	0	0	0	0	0	0	0	0	0	0	5	21-30	5
1:00 AM	0	0	1	1	0	0	0	0	0	0	0	0	0	0	2	21-30	2
1:15 AM	0	0	2	2	0	0	0	0	0	0	0	0	0	0	4	21-30	4
1:30 AM	0	0	1	0	0	0	0	0	0	0	0	0	0	0	1	16-25	1
1:45 AM	0	0	0	0	0	0	0	0	0	0	0	0	0	0	0	1-10	0
2:00 AM	0	0	1	0	1	0	0	0	0	0	0	0	0	0	2	16-25	1
2:15 AM	0	0	0	0	1	0	0	0	0	0	0	0	0	0	1	26-35	1
2:30 AM	0	0	0	0	0	0	0	0	0	0	0	0	0	0	0	1-10	0
2:45 AM	0	0	0	0	0	0	0	0	0	0	0	0	0	0	0	1-10	0
3:00 AM	0	0	0	0	0	0	0	0	0	0	0	0	0	0	0	1-10	0
3:15 AM	0	1	0	0	0	0	0	0	0	0	0	0	0	0	1	11-20	1
3:30 AM	1	0	0	0	0	0	0	0	0	0	0	0	0	0	1	15-24	0
3:45 AM	0	1	0	0	0	0	0	0	0	0	0	0	0	0	1	11-20	1
4:00 AM	0	0	0	1	0	0	0	0	0	0	0	0	0	0	1	21-30	1
4:15 AM	0	0	0	0	0	0	0	0	0	0	0	0	0	0	0	1-10	0
4:30 AM	0	0	0	0	1	0	0	0	0	0	0	0	0	0	1	26-35	1
4:45 AM	0	0	1	1	0	0	0	0	0	0	0	0	0	0	2	21-30	2
5:00 AM	0	0	0	0	1	0	0	0	0	0	0	0	0	0	1	26-35	1
5:15 AM	1	1	3	4	0	0	0	0	0	0	0	0	0	0	9	21-30	7
5:30 AM	0	1	0	2	1	1	0	0	0	0	0	0	0	0	5	26-35	3
5:45 AM	1	0	8	2	1	0	0	0	0	0	0	0	0	0	12	21-30	9
Day Total																	
Percent																	
AM Peak Volume																	
PM Peak Volume																	
Comments:																	

LOCATION: Oakland Ave east of Grand Ave (redo) SPECIFIC LOCATION: Oakland Ave east of Grand Ave (redo) CITY/STATE: Piedmont, CA															QC JOB #: 13746505 DIRECTION: EB DATE: Jun 08 2016		
Start Time	15	16	21	26	31	36	41	46	51	56	61	66	71	76	Total	Pace Speed	Number in Pace
	15	20	25	30	35	40	45	50	55	60	65	70	75	999			
6:00 AM	0	0	1	4	3	0	0	0	0	0	0	0	0	0	8	27-36	6
6:15 AM	1	1	2	2	1	1	0	0	0	0	0	0	0	0	8	21-30	4
6:30 AM	1	3	5	9	2	0	0	0	0	0	0	0	0	0	20	21-30	14
6:45 AM	1	2	5	4	3	0	0	0	0	0	0	0	0	0	15	21-30	9
7:00 AM	0	1	6	14	4	0	0	0	0	0	0	0	0	0	25	21-30	20
7:15 AM	2	3	7	11	4	0	0	0	0	0	0	0	0	0	27	21-30	18
7:30 AM	5	1	23	27	7	0	0	0	0	0	0	0	0	0	63	21-30	50
7:45 AM	6	6	37	30	4	0	0	0	0	0	0	0	0	0	83	21-30	67
8:00 AM	14	14	27	18	2	0	0	0	0	0	0	0	0	0	75	21-30	44
8:15 AM	9	5	20	21	4	0	0	0	0	0	0	0	0	0	59	21-30	41
8:30 AM	5	5	21	13	1	0	0	0	0	0	0	0	0	0	45	21-30	34
8:45 AM	5	5	13	19	3	2	0	0	0	0	0	0	0	0	47	21-30	31
9:00 AM	4	2	26	16	4	0	0	0	0	0	0	0	0	0	52	21-30	42
9:15 AM	2	0	11	23	2	0	0	0	0	0	0	0	0	0	38	21-30	34
9:30 AM	6	2	12	13	7	0	0	0	0	0	0	0	0	0	40	21-30	25
9:45 AM	3	1	24	29	5	0	0	0	0	0	0	0	0	0	62	21-30	52
10:00 AM	6	1	16	15	10	0	0	0	0	0	0	0	0	0	48	21-30	31
10:15 AM	1	8	13	20	2	0	0	0	0	0	0	0	0	0	44	21-30	33
10:30 AM	4	4	12	22	3	0	0	0	0	0	0	0	0	0	45	21-30	34
10:45 AM	1	3	31	15	5	0	0	0	0	0	0	0	0	0	55	21-30	46
11:00 AM	3	1	18	16	4	1	0	0	0	0	0	0	0	0	43	21-30	34
11:15 AM	3	9	15	29	2	1	0	1	0	0	0	0	0	0	60	21-30	43
11:30 AM	7	0	16	30	9	0	0	0	0	0	0	0	0	0	62	21-30	46
11:45 AM	9	4	17	28	6	1	1	0	0	0	0	0	0	0	66	21-30	44
Day Total																	
Percent																	
AM Peak Volume																	
PM Peak Volume																	
Comments:																	

LOCATION: Oakland Ave east of Grand Ave (redo) SPECIFIC LOCATION: Oakland Ave east of Grand Ave (redo) CITY/STATE: Piedmont, CA															QC JOB #: 13746505 DIRECTION: EB DATE: Jun 08 2016		
Start Time	15	20	25	30	35	40	45	50	55	60	65	70	75	999	Total	Pace Speed	Number in Pace
12:00 PM	3	4	29	24	8	1	0	0	0	0	0	0	0	0	69	21-30	52
12:15 PM	3	4	30	24	9	0	0	0	0	0	0	0	0	0	70	21-30	53
12:30 PM	4	7	22	26	4	1	0	0	0	0	0	0	0	0	64	21-30	48
12:45 PM	2	5	43	40	6	0	0	0	0	0	0	0	0	0	96	21-30	83
1:00 PM	3	6	28	32	9	1	0	0	0	0	0	0	0	0	79	21-30	60
1:15 PM	2	3	18	28	4	1	0	0	0	0	0	0	0	0	56	21-30	45
1:30 PM	10	6	27	35	4	0	0	0	0	0	0	0	0	0	82	21-30	62
1:45 PM	3	3	31	34	9	0	0	0	0	0	0	0	0	0	80	21-30	65
2:00 PM	4	8	22	28	11	0	0	0	0	0	0	0	0	0	73	21-30	49
2:15 PM	2	9	36	25	8	0	0	0	0	0	0	0	0	0	80	21-30	61
2:30 PM	4	4	22	33	3	0	0	0	0	0	0	0	0	0	66	21-30	54
2:45 PM	5	5	32	37	6	0	0	0	0	0	0	0	0	0	85	21-30	69
3:00 PM	5	6	31	28	6	1	0	0	0	0	0	0	0	0	77	21-30	58
3:15 PM	1	2	31	25	6	1	0	0	0	0	0	0	0	0	66	21-30	56
3:30 PM	3	6	28	31	6	1	0	0	0	0	0	0	0	0	75	21-30	59
3:45 PM	5	16	52	35	6	0	0	0	0	0	0	0	0	0	114	21-30	87
4:00 PM	8	11	37	35	9	0	0	0	0	0	0	0	0	0	100	21-30	72
4:15 PM	6	7	54	40	6	0	0	0	0	0	0	0	0	0	113	21-30	94
4:30 PM	3	7	40	32	10	0	0	0	0	0	0	0	0	0	92	21-30	72
4:45 PM	9	15	51	43	8	1	0	0	0	0	0	0	0	0	127	21-30	93
5:00 PM	6	15	44	45	7	0	0	0	0	0	0	0	0	0	117	21-30	89
5:15 PM	4	11	33	50	13	1	0	0	0	0	0	0	0	0	112	21-30	83
5:30 PM	10	11	50	39	6	1	0	0	0	0	0	0	0	0	117	21-30	89
5:45 PM	11	13	62	43	5	3	0	0	0	0	0	0	0	0	137	21-30	104
Day Total																	
Percent																	
AM Peak Volume																	
PM Peak Volume																	
Comments:																	

LOCATION: Oakland Ave east of Grand Ave (redo) SPECIFIC LOCATION: Oakland Ave east of Grand Ave (redo) CITY/STATE: Piedmont, CA															QC JOB #: 13746505 DIRECTION: EB DATE: Jun 08 2016				
Start Time	15	20	25	30	35	40	45	50	55	60	65	70	75	999	Total	Pace Speed	Number in Pace		
6:00 PM	4	20	39	34	6	0	0	0	0	0	0	0	0	0	103	21-30	73		
6:15 PM	12	22	36	36	3	0	0	0	0	0	0	0	0	0	109	21-30	72		
6:30 PM	6	9	36	28	10	0	0	0	0	0	0	0	0	0	89	21-30	63		
6:45 PM	5	5	17	40	11	1	0	0	0	0	0	0	0	0	79	21-30	57		
7:00 PM	2	7	16	24	8	0	0	0	0	0	0	0	0	0	57	21-30	39		
7:15 PM	4	3	16	23	5	0	0	0	0	0	0	0	0	0	51	21-30	39		
7:30 PM	1	3	14	19	6	2	0	0	0	0	0	0	0	0	45	21-30	32		
7:45 PM	0	2	8	31	4	2	0	0	0	0	0	0	0	0	47	21-30	39		
8:00 PM	2	0	10	21	1	0	0	0	0	0	0	0	0	0	34	21-30	31		
8:15 PM	1	3	14	24	3	1	0	0	0	0	0	0	0	0	46	21-30	37		
8:30 PM	2	3	12	15	6	0	0	0	0	0	0	0	0	0	38	21-30	27		
8:45 PM	1	3	12	23	2	0	0	0	0	0	0	0	0	0	41	21-30	35		
9:00 PM	1	0	19	14	6	0	0	0	0	0	0	0	0	0	40	21-30	32		
9:15 PM	1	0	16	17	3	0	0	0	0	0	0	0	0	0	37	21-30	33		
9:30 PM	0	1	9	17	8	1	0	0	0	0	0	0	0	0	36	26-35	25		
9:45 PM	1	2	7	7	4	0	0	0	0	0	0	0	0	0	21	22-31	13		
10:00 PM	2	0	5	9	4	0	0	0	0	0	0	0	0	0	20	21-30	14		
10:15 PM	0	1	3	5	6	1	0	0	0	0	0	0	0	0	16	27-36	10		
10:30 PM	0	1	2	10	2	1	0	0	0	0	0	0	0	0	16	21-30	12		
10:45 PM	0	1	9	6	1	0	0	0	0	0	0	0	0	0	17	21-30	14		
11:00 PM	0	0	2	4	1	0	0	0	0	0	0	0	0	0	7	21-30	6		
11:15 PM	0	0	3	5	0	0	0	0	0	0	0	0	0	0	8	21-30	8		
11:30 PM	0	0	3	8	0	1	0	0	0	0	0	0	0	0	12	21-30	11		
11:45 PM	1	0	0	0	0	0	0	0	0	0	0	0	0	0	1	15-24	0		
Day Total	263	355	1561	1683	375	31	1	1	0	0	0	0	0	0	4270	21-30	3244		
Percent	6.2%	8.3%	36.6%	39.4%	8.8%	0.7%	0.0%	0.0%	0.0%	0.0%	0.0%	0.0%	0.0%	0.0%					
ADT 4270																			
AM Peak	8:00 AM	8:00 AM	7:45 AM	7:45 AM	10:00 AM	8:45 AM	11:45 AM	11:15 AM								7:45 AM			
Volume	14	14	37	30	10	2	1	1								83			
PM Peak	6:15 PM	6:15 PM	5:45 PM	5:15 PM	5:15 PM	5:45 PM											5:45 PM		
Volume	12	22	62	50	13	3											137		
<i>Comments:</i>																			

LOCATION: Oakland Ave east of Grand Ave (redo)														QC JOB #: 13746505			
SPECIFIC LOCATION: Oakland Ave east of Grand Ave (redo)														DIRECTION: EB			
CITY/STATE: Piedmont, CA														DATE: Jun 07 2016 - Jun 08 2016			
Start Time	1 15	16 20	21 25	26 30	31 35	36 40	41 45	46 50	51 55	56 60	61 65	66 70	71 75	76 999	Total	Pace Speed	Number in Pace
Grand Total	574	738	3262	3480	740	54	2	1	0	0	0	0	0	0	8851	21-30	6742
Percent	6.5%	8.3%	36.9%	39.3%	8.4%	0.6%	0.0%	0.0%	0.0%	0.0%	0.0%	0.0%	0.0%	0.0%			
Cumulative Percent	6.5%	14.8%	51.7%	91.0%	99.4%	100.0%	100.0%	100.0%	100.0%	100.0%	100.0%	100.0%	100.0%	100.0%			
ADT 4425															85th Percentile 29 MPH Mean Speed(Average) 24 MPH Median 24 MPH Mode 28 MPH		
<i>Comments:</i>																	



LOCATION: Grand Ave south of Oakland Ave (redo) SPECIFIC LOCATION: Grand Ave south of Oakland Ave (redo) CITY/STATE: Piedmont, CA						QC JOB #: 13746506 DIRECTION: SB DATE: Jun 07 2016 - Jun 08 2016				
Start Time	Mon 07-Jun-16	Tue 08-Jun-16	Wed 08-Jun-16	Thu	Fri	Average Weekday Hourly Traffic	Sat	Sun	Average Week Hourly Traffic	Average Week Profile
12:00 AM		4	4			4			4	
12:15 AM		7	4			6			6	
12:30 AM		9	7			8			8	
12:45 AM		3	2			3			3	
1:00 AM		6	2			4			4	
1:15 AM		5	7			6			6	
1:30 AM		1	0			1			1	
1:45 AM		0	4			2			2	
2:00 AM		7	2			5			5	
2:15 AM		1	6			4			4	
2:30 AM		1	1			1			1	
2:45 AM		1	1			1			1	
3:00 AM		0	0			0			0	
3:15 AM		0	2			1			1	
3:30 AM		1	1			1			1	
3:45 AM		1	1			1			1	
4:00 AM		0	0			0			0	
4:15 AM		4	1			3			3	
4:30 AM		2	2			2			2	
4:45 AM		4	4			4			4	
5:00 AM		5	5			5			5	
5:15 AM		6	3			5			5	
5:30 AM		6	3			5			5	
5:45 AM		16	12			14			14	
Day Total										
% Weekday Average										
% Week Average										
AM Peak Volume										
PM Peak Volume										
<i>Comments:</i>										

LOCATION: Grand Ave south of Oakland Ave (redo) SPECIFIC LOCATION: Grand Ave south of Oakland Ave (redo) CITY/STATE: Piedmont, CA						QC JOB #: 13746506 DIRECTION: SB DATE: Jun 07 2016 - Jun 08 2016				
Start Time	Mon 07-Jun-16	Tue 08-Jun-16	Wed 08-Jun-16	Thu	Fri	Average Weekday Hourly Traffic	Sat	Sun	Average Week Hourly Traffic	Average Week Profile
6:00 AM		15	8			12			12	
6:15 AM		19	13			16			16	
6:30 AM		24	14			19			19	
6:45 AM		29	29			29			29	
7:00 AM		25	27			26			26	
7:15 AM		32	23			28			28	
7:30 AM		45	45			45			45	
7:45 AM		56	45			51			51	
8:00 AM		68	81			75			75	
8:15 AM		81	87			84			84	
8:30 AM		119	118			119			119	
8:45 AM		83	79			81			81	
9:00 AM		78	81			80			80	
9:15 AM		82	77			80			80	
9:30 AM		87	82			85			85	
9:45 AM		91	86			89			89	
10:00 AM		76	89			83			83	
10:15 AM		92	89			91			91	
10:30 AM		86	69			78			78	
10:45 AM		73	96			85			85	
11:00 AM		80	86			83			83	
11:15 AM		85	82			84			84	
11:30 AM		92	76			84			84	
11:45 AM		103	87			95			95	
Day Total										
% Weekday Average										
% Week Average										
AM Peak Volume										
PM Peak Volume										
<i>Comments:</i>										

LOCATION: Grand Ave south of Oakland Ave (redo) **QC JOB #:** 13746506
SPECIFIC LOCATION: Grand Ave south of Oakland Ave (redo) **DIRECTION:** SB
CITY/STATE: Piedmont, CA **DATE:** Jun 07 2016 - Jun 08 2016

Start Time	Mon 07-Jun-16	Tue 08-Jun-16	Wed 08-Jun-16	Thu	Fri	Average Weekday Hourly Traffic	Sat	Sun	Average Week Hourly Traffic	Average Week Profile
12:00 PM		101	98			100			100	
12:15 PM		95	96			96			96	
12:30 PM		75	99			87			87	
12:45 PM		81	94			88			88	
1:00 PM		108	114			111			111	
1:15 PM		119	111			115			115	
1:30 PM		111	108			110			110	
1:45 PM		109	112			111			111	
2:00 PM		106	108			107			107	
2:15 PM		110	97			104			104	
2:30 PM		104	112			108			108	
2:45 PM		122	116			119			119	
3:00 PM		116	110			113			113	
3:15 PM		127	111			119			119	
3:30 PM		150	117			134			134	
3:45 PM		148	116			132			132	
4:00 PM		112	137			125			125	
4:15 PM		120	134			127			127	
4:30 PM		135	122			129			129	
4:45 PM		143	133			138			138	
5:00 PM		123	123			123			123	
5:15 PM		131	154			143			143	
5:30 PM		143	130			137			137	
5:45 PM		146	134			140			140	
Day Total										
% Weekday Average										
% Week Average										
AM Peak Volume										
PM Peak Volume										

Comments:

LOCATION: Grand Ave south of Oakland Ave (redo) SPECIFIC LOCATION: Grand Ave south of Oakland Ave (redo) CITY/STATE: Piedmont, CA							QC JOB #: 13746506 DIRECTION: SB DATE: Jun 07 2016 - Jun 08 2016			
Start Time	Mon 07-Jun-16	Tue 08-Jun-16	Wed 08-Jun-16	Thu	Fri	Average Weekday Hourly Traffic	Sat	Sun	Average Week Hourly Traffic	Average Week Profile
6:00 PM		142	159			151			151	
6:15 PM		108	157			133			133	
6:30 PM		115	106			111			111	
6:45 PM		102	101			102			102	
7:00 PM		100	96			98			98	
7:15 PM		108	82			95			95	
7:30 PM		77	65			71			71	
7:45 PM		74	51			63			63	
8:00 PM		81	64			73			73	
8:15 PM		53	52			53			53	
8:30 PM		42	59			51			51	
8:45 PM		44	56			50			50	
9:00 PM		46	53			50			50	
9:15 PM		51	44			48			48	
9:30 PM		30	41			36			36	
9:45 PM		42	34			38			38	
10:00 PM		26	33			30			30	
10:15 PM		28	25			27			27	
10:30 PM		23	21			22			22	
10:45 PM		15	23			19			19	
11:00 PM		19	17			18			18	
11:15 PM		17	17			17			17	
11:30 PM		9	16			13			13	
11:45 PM		12	12			12			12	
Day Total		5910	5813			5885			5885	
% Weekday Average		100.4%	98.8%							
% Week Average		100.4%	98.8%			100.0%				
AM Peak		8:30 AM	8:30 AM			8:30 AM			8:30 AM	
Volume		119	118			119			119	
PM Peak		3:30 PM	6:00 PM			6:00 PM			6:00 PM	
Volume		150	159			151			151	
<i>Comments:</i>										

LOCATION: Grand Ave south of Oakland Ave (redo) SPECIFIC LOCATION: Grand Ave south of Oakland Ave (redo) CITY/STATE: Piedmont, CA														QC JOB #: 13746506 DIRECTION: SB DATE: Jun 07 2016	
Start Time	Motor-cycles	Cars & Trailer	2 Axle Long	Buses	2 Axle 6 Tire	3 Axle Single	4 Axle Single	<5 Axle Double	5 Axle Double	>6 Axle Double	<6 Axle Multi	6 Axle Multi	>6 Axle Multi	Not Classified	Total
12:00 AM	0	3	1	0	0	0	0	0	0	0	0	0	0	0	4
12:15 AM	0	3	3	0	1	0	0	0	0	0	0	0	0	0	7
12:30 AM	0	6	3	0	0	0	0	0	0	0	0	0	0	0	9
12:45 AM	0	2	1	0	0	0	0	0	0	0	0	0	0	0	3
1:00 AM	0	4	2	0	0	0	0	0	0	0	0	0	0	0	6
1:15 AM	0	3	2	0	0	0	0	0	0	0	0	0	0	0	5
1:30 AM	0	0	1	0	0	0	0	0	0	0	0	0	0	0	1
1:45 AM	0	0	0	0	0	0	0	0	0	0	0	0	0	0	0
2:00 AM	1	3	3	0	0	0	0	0	0	0	0	0	0	0	7
2:15 AM	0	1	0	0	0	0	0	0	0	0	0	0	0	0	1
2:30 AM	0	0	1	0	0	0	0	0	0	0	0	0	0	0	1
2:45 AM	0	0	1	0	0	0	0	0	0	0	0	0	0	0	1
3:00 AM	0	0	0	0	0	0	0	0	0	0	0	0	0	0	0
3:15 AM	0	0	0	0	0	0	0	0	0	0	0	0	0	0	0
3:30 AM	0	0	1	0	0	0	0	0	0	0	0	0	0	0	1
3:45 AM	0	0	1	0	0	0	0	0	0	0	0	0	0	0	1
4:00 AM	0	0	0	0	0	0	0	0	0	0	0	0	0	0	0
4:15 AM	0	3	1	0	0	0	0	0	0	0	0	0	0	0	4
4:30 AM	0	0	1	0	1	0	0	0	0	0	0	0	0	0	2
4:45 AM	0	2	1	0	0	0	0	1	0	0	0	0	0	0	4
5:00 AM	0	3	1	0	0	0	0	0	0	0	0	0	0	1	5
5:15 AM	0	4	0	0	2	0	0	0	0	0	0	0	0	0	6
5:30 AM	0	6	0	0	0	0	0	0	0	0	0	0	0	0	6
5:45 AM	2	8	4	0	2	0	0	0	0	0	0	0	0	0	16
Day Total															
Percent															
AM Peak Volume															
PM Peak Volume															
Comments:															

LOCATION: Grand Ave south of Oakland Ave (redo) SPECIFIC LOCATION: Grand Ave south of Oakland Ave (redo) CITY/STATE: Piedmont, CA														QC JOB #: 13746506 DIRECTION: SB DATE: Jun 07 2016	
Start Time	Motor-cycles	Cars & Trailer	2 Axle Long	Buses	2 Axle 6 Tire	3 Axle Single	4 Axle Single	<5 Axle Double	5 Axle Double	>6 Axle Double	<6 Axle Multi	6 Axle Multi	>6 Axle Multi	Not Classified	Total
6:00 AM	0	13	1	0	1	0	0	0	0	0	0	0	0	0	15
6:15 AM	0	15	2	0	1	0	0	0	0	0	0	0	0	1	19
6:30 AM	0	19	4	0	0	0	0	0	0	0	0	0	0	1	24
6:45 AM	1	20	5	1	1	1	0	0	0	0	0	0	0	0	29
7:00 AM	1	16	7	0	1	0	0	0	0	0	0	0	0	0	25
7:15 AM	0	27	3	0	1	0	0	0	0	0	0	0	0	1	32
7:30 AM	1	26	13	0	2	0	0	0	0	0	0	0	0	3	45
7:45 AM	1	41	7	0	1	1	0	0	0	0	0	0	0	5	56
8:00 AM	1	42	15	0	2	0	0	0	0	0	0	0	0	8	68
8:15 AM	2	54	18	0	2	0	0	0	0	0	0	0	0	5	81
8:30 AM	2	75	22	0	3	1	0	1	0	0	0	0	0	15	119
8:45 AM	1	53	22	0	3	0	0	0	0	0	0	0	0	4	83
9:00 AM	1	62	9	0	3	0	0	1	0	0	0	0	0	2	78
9:15 AM	1	55	20	0	4	0	0	0	0	0	0	0	0	2	82
9:30 AM	0	54	25	0	5	0	0	0	0	0	0	0	0	3	87
9:45 AM	1	57	22	0	5	0	0	1	0	0	0	0	0	5	91
10:00 AM	0	46	18	0	6	0	0	0	0	0	0	0	0	6	76
10:15 AM	0	57	21	0	4	0	0	0	0	0	0	0	0	10	92
10:30 AM	0	50	22	0	5	0	0	0	0	0	0	0	0	9	86
10:45 AM	0	52	17	0	3	0	0	0	0	0	0	0	0	1	73
11:00 AM	0	54	22	1	3	0	0	0	0	0	0	0	0	0	80
11:15 AM	1	61	17	0	4	0	0	1	0	0	0	0	0	1	85
11:30 AM	0	58	25	0	5	1	0	0	0	0	0	0	0	3	92
11:45 AM	1	73	16	2	6	0	0	0	0	0	0	0	0	5	103
Day Total															
Percent															
AM Peak Volume															
PM Peak Volume															
Comments:															

LOCATION: Grand Ave south of Oakland Ave (redo) SPECIFIC LOCATION: Grand Ave south of Oakland Ave (redo) CITY/STATE: Piedmont, CA														QC JOB #: 13746506 DIRECTION: SB DATE: Jun 07 2016	
Start Time	Motor-cycles	Cars & Trailer	2 Axle Long	Buses	2 Axle 6 Tire	3 Axle Single	4 Axle Single	<5 Axle Double	5 Axle Double	>6 Axle Double	<6 Axle Multi	6 Axle Multi	>6 Axle Multi	Not Classified	Total
12:00 PM	2	66	22	0	3	0	0	1	0	0	0	0	0	7	101
12:15 PM	0	73	13	0	6	0	0	0	0	0	0	0	0	3	95
12:30 PM	0	47	18	0	2	0	0	0	0	0	0	0	0	8	75
12:45 PM	1	52	22	0	1	0	0	0	0	0	0	0	0	5	81
1:00 PM	0	71	24	0	7	0	0	0	0	0	0	0	0	6	108
1:15 PM	0	76	33	1	3	1	0	0	0	0	0	0	0	5	119
1:30 PM	1	78	22	0	5	0	0	1	0	0	0	0	0	4	111
1:45 PM	1	71	23	0	3	0	0	0	0	0	0	0	0	11	109
2:00 PM	1	74	21	0	3	0	0	0	0	0	0	0	0	7	106
2:15 PM	1	77	21	0	7	0	0	1	0	0	0	0	0	3	110
2:30 PM	2	66	19	0	5	1	0	0	0	0	0	0	0	11	104
2:45 PM	1	89	22	0	2	0	0	1	0	0	0	0	0	7	122
3:00 PM	3	76	18	0	4	0	0	0	0	0	0	0	0	15	116
3:15 PM	0	94	22	0	2	1	0	0	0	0	0	0	0	8	127
3:30 PM	2	105	29	0	2	1	0	0	0	0	0	0	0	11	150
3:45 PM	1	110	23	0	6	1	0	0	0	0	0	0	0	7	148
4:00 PM	2	92	14	0	2	0	0	1	0	0	0	0	0	1	112
4:15 PM	1	93	18	0	5	0	0	0	0	0	0	0	0	3	120
4:30 PM	3	90	24	0	6	0	0	0	0	0	0	0	0	12	135
4:45 PM	1	83	35	0	3	1	0	0	0	0	0	0	0	20	143
5:00 PM	3	67	18	0	3	1	0	0	0	0	0	0	0	31	123
5:15 PM	3	75	20	0	2	1	1	0	0	0	0	0	0	29	131
5:30 PM	2	106	25	0	1	0	0	1	0	0	0	0	0	8	143
5:45 PM	5	114	17	1	3	0	0	0	0	0	0	0	0	6	146
Day Total															
Percent															
AM Peak Volume															
PM Peak Volume															
Comments:															

LOCATION: Grand Ave south of Oakland Ave (redo) SPECIFIC LOCATION: Grand Ave south of Oakland Ave (redo) CITY/STATE: Piedmont, CA														QC JOB #: 13746506 DIRECTION: SB DATE: Jun 07 2016	
Start Time	Motor-cycles	Cars & Trailer	2 Axle Long	Buses	2 Axle 6 Tire	3 Axle Single	4 Axle Single	<5 Axle Double	5 Axle Double	>6 Axle Double	<6 Axle Multi	6 Axle Multi	>6 Axle Multi	Not Classified	Total
6:00 PM	0	84	23	0	2	1	0	1	0	0	0	0	0	31	142
6:15 PM	3	78	12	1	2	1	0	0	0	0	0	0	0	11	108
6:30 PM	2	95	13	1	0	0	0	0	0	0	0	0	0	4	115
6:45 PM	2	76	15	3	0	0	0	1	0	0	0	0	0	5	102
7:00 PM	3	82	13	0	0	0	0	0	0	0	0	0	0	2	100
7:15 PM	2	78	18	1	5	1	0	0	0	0	0	0	0	3	108
7:30 PM	2	65	7	1	2	0	0	0	0	0	0	0	0	0	77
7:45 PM	0	53	17	0	1	0	0	0	0	0	0	0	0	3	74
8:00 PM	1	60	13	2	1	0	0	0	0	0	0	0	0	4	81
8:15 PM	0	43	9	0	1	0	0	0	0	0	0	0	0	0	53
8:30 PM	0	37	4	1	0	0	0	0	0	0	0	0	0	0	42
8:45 PM	1	36	5	0	0	0	0	0	0	0	0	0	0	2	44
9:00 PM	1	42	3	0	0	0	0	0	0	0	0	0	0	0	46
9:15 PM	1	39	9	0	1	0	0	0	0	0	0	0	0	1	51
9:30 PM	0	21	7	0	2	0	0	0	0	0	0	0	0	0	30
9:45 PM	0	35	6	0	0	0	0	0	0	0	0	0	0	1	42
10:00 PM	0	21	5	0	0	0	0	0	0	0	0	0	0	0	26
10:15 PM	0	27	0	0	1	0	0	0	0	0	0	0	0	0	28
10:30 PM	0	18	5	0	0	0	0	0	0	0	0	0	0	0	23
10:45 PM	0	13	2	0	0	0	0	0	0	0	0	0	0	0	15
11:00 PM	1	13	4	0	1	0	0	0	0	0	0	0	0	0	19
11:15 PM	0	14	3	0	0	0	0	0	0	0	0	0	0	0	17
11:30 PM	0	8	1	0	0	0	0	0	0	0	0	0	0	0	9
11:45 PM	0	12	0	0	0	0	0	0	0	0	0	0	0	0	12
Day Total	73	4126	1098	16	182	15	1	13	0	0	0	0	0	386	5910
Percent	1.2%	69.8%	18.6%	0.3%	3.1%	0.3%	0.0%	0.2%	0.0%	0.0%	0.0%	0.0%	0.0%	6.5%	
ADT 5910															
AM Peak	5:45 AM	8:30 AM	9:30 AM	11:45 AM	10:00 AM	6:45 AM		4:45 AM						8:30 AM	8:30 AM
Volume	2	75	25	2	6	1		1						15	119
PM Peak	5:45 PM	5:45 PM	4:45 PM	6:45 PM	1:00 PM	1:15 PM	5:15 PM	12:00 PM						5:00 PM	3:30 PM
Volume	5	114	35	3	7	1	1	1						31	150
<i>Comments:</i>															

LOCATION: Grand Ave south of Oakland Ave (redo) QC JOB #: 13746506 SPECIFIC LOCATION: Grand Ave south of Oakland Ave (redo) DIRECTION: SB CITY/STATE: Piedmont, CA DATE: Jun 08 2016															
Start Time	Motor-cycles	Cars & Trailer	2 Axle Long	Buses	2 Axle 6 Tire	3 Axle Single	4 Axle Single	<5 Axle Double	5 Axle Double	>6 Axle Double	<6 Axle Multi	6 Axle Multi	>6 Axle Multi	Not Classified	Total
12:00 AM	0	3	1	0	0	0	0	0	0	0	0	0	0	0	4
12:15 AM	0	4	0	0	0	0	0	0	0	0	0	0	0	0	4
12:30 AM	0	7	0	0	0	0	0	0	0	0	0	0	0	0	7
12:45 AM	0	2	0	0	0	0	0	0	0	0	0	0	0	0	2
1:00 AM	0	2	0	0	0	0	0	0	0	0	0	0	0	0	2
1:15 AM	0	5	2	0	0	0	0	0	0	0	0	0	0	0	7
1:30 AM	0	0	0	0	0	0	0	0	0	0	0	0	0	0	0
1:45 AM	0	3	1	0	0	0	0	0	0	0	0	0	0	0	4
2:00 AM	0	1	1	0	0	0	0	0	0	0	0	0	0	0	2
2:15 AM	0	4	2	0	0	0	0	0	0	0	0	0	0	0	6
2:30 AM	0	1	0	0	0	0	0	0	0	0	0	0	0	0	1
2:45 AM	0	0	0	0	0	0	0	1	0	0	0	0	0	0	1
3:00 AM	0	0	0	0	0	0	0	0	0	0	0	0	0	0	0
3:15 AM	0	0	2	0	0	0	0	0	0	0	0	0	0	0	2
3:30 AM	0	1	0	0	0	0	0	0	0	0	0	0	0	0	1
3:45 AM	0	0	1	0	0	0	0	0	0	0	0	0	0	0	1
4:00 AM	0	0	0	0	0	0	0	0	0	0	0	0	0	0	0
4:15 AM	0	1	0	0	0	0	0	0	0	0	0	0	0	0	1
4:30 AM	0	0	1	0	1	0	0	0	0	0	0	0	0	0	2
4:45 AM	0	2	1	0	1	0	0	0	0	0	0	0	0	0	4
5:00 AM	2	2	1	0	0	0	0	0	0	0	0	0	0	0	5
5:15 AM	0	2	0	0	1	0	0	0	0	0	0	0	0	0	3
5:30 AM	0	3	0	0	0	0	0	0	0	0	0	0	0	0	3
5:45 AM	2	6	4	0	0	0	0	0	0	0	0	0	0	0	12
Day Total															
Percent															
AM Peak Volume															
PM Peak Volume															
Comments:															

LOCATION: Grand Ave south of Oakland Ave (redo) SPECIFIC LOCATION: Grand Ave south of Oakland Ave (redo) CITY/STATE: Piedmont, CA														QC JOB #: 13746506 DIRECTION: SB DATE: Jun 08 2016	
Start Time	Motor-cycles	Cars & Trailer	2 Axle Long	Buses	2 Axle 6 Tire	3 Axle Single	4 Axle Single	<5 Axle Double	5 Axle Double	>6 Axle Double	<6 Axle Multi	6 Axle Multi	>6 Axle Multi	Not Classified	Total
6:00 AM	0	6	2	0	0	0	0	0	0	0	0	0	0	0	8
6:15 AM	1	7	3	0	0	0	0	0	0	0	0	0	0	2	13
6:30 AM	0	8	2	1	1	1	0	1	0	0	0	0	0	0	14
6:45 AM	0	15	10	1	3	0	0	0	0	0	0	0	0	0	29
7:00 AM	2	18	7	0	0	0	0	0	0	0	0	0	0	0	27
7:15 AM	1	17	2	0	1	0	0	0	1	0	0	0	0	1	23
7:30 AM	0	28	8	1	5	0	0	0	0	0	0	0	0	3	45
7:45 AM	1	33	8	0	0	0	0	0	0	0	0	0	0	3	45
8:00 AM	1	64	12	0	2	0	0	0	0	0	0	0	0	2	81
8:15 AM	3	46	22	1	1	1	0	0	0	0	0	0	0	13	87
8:30 AM	1	70	24	1	3	1	0	1	1	0	0	0	0	16	118
8:45 AM	0	50	20	0	3	0	0	1	0	0	0	0	0	5	79
9:00 AM	1	58	14	1	4	0	0	0	0	0	0	0	0	3	81
9:15 AM	3	57	9	0	3	0	0	0	1	0	0	0	0	4	77
9:30 AM	1	51	23	0	4	0	0	0	0	0	0	0	0	3	82
9:45 AM	0	52	25	0	1	0	0	1	0	0	0	0	0	7	86
10:00 AM	0	61	19	0	4	0	0	0	0	0	0	0	0	5	89
10:15 AM	0	60	20	0	5	1	0	0	0	0	0	0	0	3	89
10:30 AM	1	49	14	0	3	0	0	0	0	0	0	0	0	2	69
10:45 AM	2	59	21	0	9	1	0	0	0	0	0	0	0	4	96
11:00 AM	1	55	18	0	5	1	0	0	0	0	0	0	0	6	86
11:15 AM	0	57	20	0	4	0	0	0	0	0	0	0	0	1	82
11:30 AM	2	44	17	0	5	0	0	0	0	0	0	0	0	8	76
11:45 AM	0	55	22	0	4	0	0	1	0	0	0	0	0	5	87
Day Total															
Percent															
AM Peak Volume															
PM Peak Volume															
Comments:															

LOCATION: Grand Ave south of Oakland Ave (redo) SPECIFIC LOCATION: Grand Ave south of Oakland Ave (redo) CITY/STATE: Piedmont, CA														QC JOB #: 13746506 DIRECTION: SB DATE: Jun 08 2016	
Start Time	Motor-cycles	Cars & Trailer	2 Axle Long	Buses	2 Axle 6 Tire	3 Axle Single	4 Axle Single	<5 Axle Double	5 Axle Double	>6 Axle Double	<6 Axle Multi	6 Axle Multi	>6 Axle Multi	Not Classified	Total
12:00 PM	1	65	22	0	5	0	0	0	0	0	0	0	0	5	98
12:15 PM	3	59	25	1	3	0	0	2	0	0	0	0	0	3	96
12:30 PM	1	67	25	0	3	0	0	1	0	0	0	0	0	2	99
12:45 PM	0	69	13	0	4	0	0	0	0	0	0	0	0	8	94
1:00 PM	2	87	14	0	4	0	0	1	0	0	0	0	0	6	114
1:15 PM	2	73	18	0	6	0	0	1	0	0	0	0	0	11	111
1:30 PM	2	72	19	0	8	1	0	0	0	0	0	0	0	6	108
1:45 PM	1	80	21	0	2	1	0	0	0	0	0	0	0	7	112
2:00 PM	0	69	22	0	6	0	0	0	0	0	0	0	0	11	108
2:15 PM	2	54	28	1	5	0	0	0	0	0	0	0	0	7	97
2:30 PM	1	72	28	0	4	0	0	0	0	0	0	0	0	7	112
2:45 PM	1	84	17	0	3	0	0	1	0	0	0	0	0	10	116
3:00 PM	1	74	19	0	6	0	0	1	0	0	0	0	0	9	110
3:15 PM	0	74	24	0	4	1	0	0	0	0	0	0	0	8	111
3:30 PM	5	81	21	0	6	0	0	0	0	0	0	0	0	4	117
3:45 PM	1	69	21	0	2	1	0	0	0	0	0	0	0	22	116
4:00 PM	5	65	19	0	2	1	0	0	0	0	0	0	0	45	137
4:15 PM	3	92	20	1	3	0	0	0	0	0	0	0	0	15	134
4:30 PM	4	68	19	0	5	1	0	1	0	0	0	0	0	24	122
4:45 PM	3	94	22	0	4	0	0	0	0	0	0	0	0	10	133
5:00 PM	4	84	16	0	2	0	0	1	0	0	0	0	0	16	123
5:15 PM	1	89	18	0	2	0	0	1	0	0	0	0	0	43	154
5:30 PM	1	56	21	0	3	1	0	1	0	0	0	0	0	47	130
5:45 PM	2	55	17	0	4	1	0	0	0	0	0	0	0	55	134
Day Total															
Percent															
AM Peak Volume															
PM Peak Volume															
Comments:															

LOCATION: Grand Ave south of Oakland Ave (redo) SPECIFIC LOCATION: Grand Ave south of Oakland Ave (redo) CITY/STATE: Piedmont, CA														QC JOB #: 13746506 DIRECTION: SB DATE: Jun 08 2016	
Start Time	Motor-cycles	Cars & Trailer	2 Axle Long	Buses	2 Axle 6 Tire	3 Axle Single	4 Axle Single	<5 Axle Double	5 Axle Double	>6 Axle Double	<6 Axle Multi	6 Axle Multi	>6 Axle Multi	Not Classified	Total
6:00 PM	2	88	22	0	4	1	0	0	0	0	0	0	0	42	159
6:15 PM	9	89	25	0	5	0	0	1	0	0	0	0	0	28	157
6:30 PM	0	86	11	1	2	0	0	0	0	0	0	0	0	6	106
6:45 PM	1	82	12	1	1	0	0	0	0	0	0	0	0	4	101
7:00 PM	4	72	14	1	3	0	0	1	0	0	0	0	0	1	96
7:15 PM	0	63	14	0	3	0	0	1	0	0	0	0	0	1	82
7:30 PM	2	44	10	2	2	0	0	0	0	0	0	0	0	5	65
7:45 PM	2	42	5	1	0	0	0	0	0	0	0	0	0	1	51
8:00 PM	1	47	11	1	0	0	0	0	0	0	0	0	0	4	64
8:15 PM	3	40	5	1	0	0	0	0	0	0	0	0	0	3	52
8:30 PM	0	56	3	0	0	0	0	0	0	0	0	0	0	0	59
8:45 PM	1	44	8	0	0	0	0	0	0	0	0	0	0	3	56
9:00 PM	0	42	7	0	0	0	0	0	0	0	0	0	0	4	53
9:15 PM	1	34	8	1	0	0	0	0	0	0	0	0	0	0	44
9:30 PM	1	36	3	0	0	0	0	0	0	0	0	0	0	1	41
9:45 PM	0	31	2	0	0	0	0	0	0	0	0	0	0	1	34
10:00 PM	1	27	5	0	0	0	0	0	0	0	0	0	0	0	33
10:15 PM	0	19	5	0	0	0	0	0	0	0	0	0	0	1	25
10:30 PM	0	17	2	0	0	0	0	0	0	0	0	0	0	2	21
10:45 PM	1	17	4	0	0	0	0	0	0	0	0	0	0	1	23
11:00 PM	2	11	3	0	0	0	0	0	0	0	0	0	0	1	17
11:15 PM	1	14	2	0	0	0	0	0	0	0	0	0	0	0	17
11:30 PM	0	12	3	0	0	0	0	0	0	0	0	0	0	1	16
11:45 PM	0	10	2	0	0	0	0	0	0	0	0	0	0	0	12
Day Total	103	3844	1034	18	189	15	0	20	3	0	0	0	0	587	5813
Percent	1.8%	66.1%	17.8%	0.3%	3.3%	0.3%	0.0%	0.3%	0.1%	0.0%	0.0%	0.0%	0.0%	10.1%	
ADT 5813															
AM Peak	8:15 AM	8:30 AM	9:45 AM	6:30 AM	10:45 AM	6:30 AM		2:45 AM	7:15 AM					8:30 AM	8:30 AM
Volume	3	70	25	1	9	1		1	1					16	118
PM Peak	6:15 PM	4:45 PM	2:15 PM	7:30 PM	1:30 PM	1:30 PM		12:15 PM						5:45 PM	6:00 PM
Volume	9	94	28	2	8	1		2						55	159
<i>Comments:</i>															

LOCATION: Grand Ave south of Oakland Ave (redo)													QC JOB #: 13746506		
SPECIFIC LOCATION: Grand Ave south of Oakland Ave (redo)													DIRECTION: SB		
CITY/STATE: Piedmont, CA													DATE: Jun 07 2016 - Jun 08 2016		
Start Time	Motor-cycles	Cars & Trailer	2 Axle Long	Buses	2 Axle 6 Tire	3 Axle Single	4 Axle Single	<5 Axle Double	5 Axle Double	>6 Axle Double	<6 Axle Multi	6 Axle Multi	>6 Axle Multi	Not Classified	Total
Grand Total	176	7970	2132	34	371	30	1	33	3	0	0	0	0	973	11723
Percent	1.5%	68.0%	18.2%	0.3%	3.2%	0.3%	0.0%	0.3%	0.0%	0.0%	0.0%	0.0%	0.0%	8.3%	
ADT 5861															
<i>Comments:</i>															



LOCATION: Grand Ave south of Oakland Ave (redo) SPECIFIC LOCATION: Grand Ave south of Oakland Ave (redo) CITY/STATE: Piedmont, CA															QC JOB #: 13746506 DIRECTION: SB DATE: Jun 07 2016		
Start Time	15	20	25	30	35	40	45	50	55	60	65	70	75	999	Total	Pace Speed	Number in Pace
12:00 AM	0	0	0	2	1	1	0	0	0	0	0	0	0	0	4	26-35	3
12:15 AM	0	0	0	2	3	1	0	1	0	0	0	0	0	0	7	30-39	4
12:30 AM	0	0	1	3	4	1	0	0	0	0	0	0	0	0	9	26-35	7
12:45 AM	0	0	0	1	2	0	0	0	0	0	0	0	0	0	3	26-35	3
1:00 AM	1	1	1	1	2	0	0	0	0	0	0	0	0	0	6	26-35	3
1:15 AM	1	2	0	0	2	0	0	0	0	0	0	0	0	0	5	15-24	2
1:30 AM	0	0	0	0	1	0	0	0	0	0	0	0	0	0	1	26-35	1
1:45 AM	0	0	0	0	0	0	0	0	0	0	0	0	0	0	0	1-10	0
2:00 AM	0	0	0	0	3	3	1	0	0	0	0	0	0	0	7	33-42	5
2:15 AM	0	0	0	1	0	0	0	0	0	0	0	0	0	0	1	21-30	1
2:30 AM	0	0	0	0	0	1	0	0	0	0	0	0	0	0	1	31-40	1
2:45 AM	0	0	0	0	0	1	0	0	0	0	0	0	0	0	1	31-40	1
3:00 AM	0	0	0	0	0	0	0	0	0	0	0	0	0	0	0	1-10	0
3:15 AM	0	0	0	0	0	0	0	0	0	0	0	0	0	0	0	1-10	0
3:30 AM	0	0	0	0	1	0	0	0	0	0	0	0	0	0	1	26-35	1
3:45 AM	0	0	0	0	1	0	0	0	0	0	0	0	0	0	1	26-35	1
4:00 AM	0	0	0	0	0	0	0	0	0	0	0	0	0	0	0	1-10	0
4:15 AM	0	1	0	0	1	2	0	0	0	0	0	0	0	0	4	31-40	3
4:30 AM	0	0	0	1	1	0	0	0	0	0	0	0	0	0	2	26-35	2
4:45 AM	0	0	0	2	0	2	0	0	0	0	0	0	0	0	4	21-30	2
5:00 AM	2	0	0	2	0	1	0	0	0	0	0	0	0	0	5	21-30	2
5:15 AM	0	0	0	2	3	1	0	0	0	0	0	0	0	0	6	30-39	4
5:30 AM	1	1	0	1	1	2	0	0	0	0	0	0	0	0	6	31-40	3
5:45 AM	3	0	3	3	7	0	0	0	0	0	0	0	0	0	16	26-35	10
Day Total																	
Percent																	
AM Peak Volume																	
PM Peak Volume																	
Comments:																	

LOCATION: Grand Ave south of Oakland Ave (redo) SPECIFIC LOCATION: Grand Ave south of Oakland Ave (redo) CITY/STATE: Piedmont, CA															QC JOB #: 13746506 DIRECTION: SB DATE: Jun 07 2016		
Start Time	15	16	21	26	31	36	41	46	51	56	61	66	71	76	Total	Pace Speed	Number in Pace
	15	20	25	30	35	40	45	50	55	60	65	70	75	999			
6:00 AM	1	1	2	2	6	3	0	0	0	0	0	0	0	0	15	31-40	9
6:15 AM	2	2	1	4	8	2	0	0	0	0	0	0	0	0	19	26-35	12
6:30 AM	1	0	3	10	9	1	0	0	0	0	0	0	0	0	24	26-35	19
6:45 AM	0	1	1	12	10	5	0	0	0	0	0	0	0	0	29	26-35	22
7:00 AM	2	1	4	7	5	6	0	0	0	0	0	0	0	0	25	26-35	12
7:15 AM	2	1	1	12	12	4	0	0	0	0	0	0	0	0	32	26-35	23
7:30 AM	5	5	1	18	12	4	0	0	0	0	0	0	0	0	45	26-35	29
7:45 AM	10	4	10	19	10	3	0	0	0	0	0	0	0	0	56	24-33	29
8:00 AM	11	7	10	35	3	1	1	0	0	0	0	0	0	0	68	21-30	45
8:15 AM	16	8	16	30	11	0	0	0	0	0	0	0	0	0	81	21-30	46
8:30 AM	30	20	21	35	13	0	0	0	0	0	0	0	0	0	119	21-30	56
8:45 AM	5	5	23	37	12	1	0	0	0	0	0	0	0	0	83	21-30	60
9:00 AM	7	7	14	27	21	1	1	0	0	0	0	0	0	0	78	26-35	48
9:15 AM	5	1	6	55	10	5	0	0	0	0	0	0	0	0	82	26-35	65
9:30 AM	6	4	14	42	20	0	1	0	0	0	0	0	0	0	87	26-35	62
9:45 AM	11	8	17	36	16	3	0	0	0	0	0	0	0	0	91	21-30	53
10:00 AM	6	10	10	30	15	4	1	0	0	0	0	0	0	0	76	26-35	45
10:15 AM	14	13	19	37	8	1	0	0	0	0	0	0	0	0	92	21-30	56
10:30 AM	13	3	11	34	22	3	0	0	0	0	0	0	0	0	86	26-35	56
10:45 AM	1	3	12	39	17	1	0	0	0	0	0	0	0	0	73	26-35	56
11:00 AM	1	2	22	39	14	2	0	0	0	0	0	0	0	0	80	21-30	60
11:15 AM	5	2	20	47	11	0	0	0	0	0	0	0	0	0	85	21-30	67
11:30 AM	6	7	26	43	10	0	0	0	0	0	0	0	0	0	92	21-30	68
11:45 AM	7	12	21	50	12	1	0	0	0	0	0	0	0	0	103	21-30	71
Day Total																	
Percent																	
AM Peak Volume																	
PM Peak Volume																	
Comments:																	

LOCATION: Grand Ave south of Oakland Ave (redo) SPECIFIC LOCATION: Grand Ave south of Oakland Ave (redo) CITY/STATE: Piedmont, CA															QC JOB #: 13746506 DIRECTION: SB DATE: Jun 07 2016		
Start Time	1 15	16 20	21 25	26 30	31 35	36 40	41 45	46 50	51 55	56 60	61 65	66 70	71 75	76 999	Total	Pace Speed	Number in Pace
12:00 PM	14	10	14	43	18	2	0	0	0	0	0	0	0	0	101	26-35	60
12:15 PM	4	2	26	35	25	3	0	0	0	0	0	0	0	0	95	21-30	61
12:30 PM	9	2	14	26	20	3	1	0	0	0	0	0	0	0	75	26-35	46
12:45 PM	7	2	6	43	23	0	0	0	0	0	0	0	0	0	81	26-35	65
1:00 PM	6	1	25	62	11	3	0	0	0	0	0	0	0	0	108	21-30	87
1:15 PM	6	5	23	61	22	1	1	0	0	0	0	0	0	0	119	21-30	84
1:30 PM	8	3	46	37	15	2	0	0	0	0	0	0	0	0	111	21-30	83
1:45 PM	13	6	24	46	19	1	0	0	0	0	0	0	0	0	109	21-30	70
2:00 PM	9	7	28	48	13	1	0	0	0	0	0	0	0	0	106	21-30	75
2:15 PM	8	6	31	51	14	0	0	0	0	0	0	0	0	0	110	21-30	82
2:30 PM	14	12	25	39	12	1	1	0	0	0	0	0	0	0	104	21-30	63
2:45 PM	11	10	42	50	9	0	0	0	0	0	0	0	0	0	122	21-30	92
3:00 PM	31	15	29	27	13	1	0	0	0	0	0	0	0	0	116	21-30	56
3:15 PM	16	14	37	42	18	0	0	0	0	0	0	0	0	0	127	21-30	79
3:30 PM	24	25	52	42	7	0	0	0	0	0	0	0	0	0	150	21-30	94
3:45 PM	11	4	59	65	8	1	0	0	0	0	0	0	0	0	148	21-30	124
4:00 PM	2	3	15	59	29	4	0	0	0	0	0	0	0	0	112	26-35	88
4:15 PM	4	9	55	50	2	0	0	0	0	0	0	0	0	0	120	21-30	105
4:30 PM	14	7	34	65	11	4	0	0	0	0	0	0	0	0	135	21-30	99
4:45 PM	24	20	48	47	3	1	0	0	0	0	0	0	0	0	143	21-30	95
5:00 PM	58	23	13	27	2	0	0	0	0	0	0	0	0	0	123	11-20	42
5:15 PM	61	15	24	26	5	0	0	0	0	0	0	0	0	0	131	21-30	50
5:30 PM	12	3	52	63	12	1	0	0	0	0	0	0	0	0	143	21-30	114
5:45 PM	11	16	55	54	9	0	1	0	0	0	0	0	0	0	146	21-30	109
Day Total																	
Percent																	
AM Peak																	
Volume																	
PM Peak																	
Volume																	
Comments:																	

LOCATION: Grand Ave south of Oakland Ave (redo) SPECIFIC LOCATION: Grand Ave south of Oakland Ave (redo) CITY/STATE: Piedmont, CA															QC JOB #: 13746506 DIRECTION: SB DATE: Jun 07 2016			
Start Time	1 15	16 20	21 25	26 30	31 35	36 40	41 45	46 50	51 55	56 60	61 65	66 70	71 75	76 999	Total	Pace Speed	Number in Pace	
6:00 PM	62	21	51	8	0	0	0	0	0	0	0	0	0	0	142	16-25	72	
6:15 PM	15	5	24	46	17	1	0	0	0	0	0	0	0	0	108	21-30	70	
6:30 PM	5	4	32	53	19	2	0	0	0	0	0	0	0	0	115	21-30	84	
6:45 PM	6	6	25	46	17	2	0	0	0	0	0	0	0	0	102	21-30	71	
7:00 PM	4	1	18	59	18	0	0	0	0	0	0	0	0	0	100	21-30	77	
7:15 PM	6	5	27	46	20	4	0	0	0	0	0	0	0	0	108	21-30	73	
7:30 PM	4	2	9	37	25	0	0	0	0	0	0	0	0	0	77	26-35	62	
7:45 PM	6	3	20	27	15	3	0	0	0	0	0	0	0	0	74	21-30	47	
8:00 PM	5	8	11	35	19	3	0	0	0	0	0	0	0	0	81	26-35	53	
8:15 PM	1	1	4	28	13	6	0	0	0	0	0	0	0	0	53	26-35	40	
8:30 PM	2	0	7	16	11	6	0	0	0	0	0	0	0	0	42	26-35	27	
8:45 PM	2	4	2	19	16	1	0	0	0	0	0	0	0	0	44	26-35	35	
9:00 PM	1	1	2	19	19	3	1	0	0	0	0	0	0	0	46	26-35	37	
9:15 PM	2	0	10	21	15	3	0	0	0	0	0	0	0	0	51	26-35	36	
9:30 PM	2	0	1	13	11	2	0	1	0	0	0	0	0	0	30	26-35	24	
9:45 PM	2	2	1	20	14	3	0	0	0	0	0	0	0	0	42	26-35	33	
10:00 PM	0	0	2	11	8	3	2	0	0	0	0	0	0	0	26	26-35	19	
10:15 PM	0	0	1	9	15	3	0	0	0	0	0	0	0	0	28	26-35	24	
10:30 PM	0	1	1	11	4	4	2	0	0	0	0	0	0	0	23	26-35	15	
10:45 PM	0	0	4	2	9	0	0	0	0	0	0	0	0	0	15	26-35	11	
11:00 PM	0	2	2	6	3	5	1	0	0	0	0	0	0	0	19	26-35	9	
11:15 PM	0	0	0	7	8	2	0	0	0	0	0	0	0	0	17	26-35	15	
11:30 PM	1	0	1	2	3	0	2	0	0	0	0	0	0	0	9	28-37	4	
11:45 PM	0	0	0	3	4	5	0	0	0	0	0	0	0	0	12	31-40	9	
Day Total	678	418	1322	2373	943	157	17	2	0	0	0	0	0	0	5910	21-30	3695	
Percent	11.5%	7.1%	22.4%	40.2%	16.0%	2.7%	0.3%	0.0%	0.0%	0.0%	0.0%	0.0%	0.0%	0.0%				
ADT 5910																		
AM Peak Volume	8:30 AM	8:30 AM	11:30 AM	9:15 AM	10:30 AM	7:00 AM	2:00 AM	12:15 AM								8:30 AM		
PM Peak Volume	6:00 PM	3:30 PM	3:45 PM	3:45 PM	4:00 PM	8:15 PM	10:00 PM	9:30 PM								3:30 PM		
Comments:																		

LOCATION: Grand Ave south of Oakland Ave (redo) SPECIFIC LOCATION: Grand Ave south of Oakland Ave (redo) CITY/STATE: Piedmont, CA															QC JOB #: 13746506 DIRECTION: SB DATE: Jun 08 2016		
Start Time	15	20	25	30	35	40	45	50	55	60	65	70	75	999	Total	Pace Speed	Number in Pace
12:00 AM	0	0	0	0	2	2	0	0	0	0	0	0	0	0	4	31-40	4
12:15 AM	1	0	0	1	1	0	1	0	0	0	0	0	0	0	4	26-35	2
12:30 AM	0	1	0	1	5	0	0	0	0	0	0	0	0	0	7	26-35	6
12:45 AM	0	0	0	0	0	0	2	0	0	0	0	0	0	0	2	36-45	2
1:00 AM	0	0	0	0	0	2	0	0	0	0	0	0	0	0	2	31-40	2
1:15 AM	0	0	0	1	2	2	2	0	0	0	0	0	0	0	7	36-45	4
1:30 AM	0	0	0	0	1	0	0	0	0	0	0	0	0	0	0	1-10	0
1:45 AM	0	0	0	2	1	0	0	1	0	0	0	0	0	0	4	26-35	3
2:00 AM	0	0	0	0	2	0	0	0	0	0	0	0	0	0	2	26-35	2
2:15 AM	0	0	2	1	2	1	0	0	0	0	0	0	0	0	6	31-40	3
2:30 AM	0	0	0	0	0	1	0	0	0	0	0	0	0	0	1	31-40	1
2:45 AM	0	0	0	1	0	0	0	0	0	0	0	0	0	0	1	21-30	1
3:00 AM	0	0	0	0	0	0	0	0	0	0	0	0	0	0	0	1-10	0
3:15 AM	0	0	0	0	2	0	0	0	0	0	0	0	0	0	2	26-35	2
3:30 AM	0	0	0	0	1	0	0	0	0	0	0	0	0	0	1	26-35	1
3:45 AM	0	0	0	1	0	0	0	0	0	0	0	0	0	0	1	21-30	1
4:00 AM	0	0	0	0	0	0	0	0	0	0	0	0	0	0	0	1-10	0
4:15 AM	0	0	0	0	0	1	0	0	0	0	0	0	0	0	1	31-40	1
4:30 AM	1	0	0	1	0	0	0	0	0	0	0	0	0	0	2	21-30	1
4:45 AM	1	0	1	1	1	0	0	0	0	0	0	0	0	0	4	26-35	2
5:00 AM	2	0	0	1	1	1	0	0	0	0	0	0	0	0	5	31-40	2
5:15 AM	0	1	0	0	0	2	0	0	0	0	0	0	0	0	3	31-40	2
5:30 AM	0	0	0	1	0	2	0	0	0	0	0	0	0	0	3	31-40	2
5:45 AM	3	0	0	4	2	2	1	0	0	0	0	0	0	0	12	26-35	6
Day Total																	
Percent																	
AM Peak Volume																	
PM Peak Volume																	
Comments:																	

LOCATION: Grand Ave south of Oakland Ave (redo) SPECIFIC LOCATION: Grand Ave south of Oakland Ave (redo) CITY/STATE: Piedmont, CA															QC JOB #: 13746506 DIRECTION: SB DATE: Jun 08 2016		
Start Time	15	16	21	26	31	36	41	46	51	56	61	66	71	76	Total	Pace Speed	Number in Pace
	15	20	25	30	35	40	45	50	55	60	65	70	75	999			
6:00 AM	0	0	1	3	3	0	1	0	0	0	0	0	0	0	8	27-36	5
6:15 AM	3	2	1	5	1	1	0	0	0	0	0	0	0	0	13	21-30	6
6:30 AM	0	0	1	6	5	2	0	0	0	0	0	0	0	0	14	26-35	11
6:45 AM	1	0	4	13	10	1	0	0	0	0	0	0	0	0	29	26-35	23
7:00 AM	0	2	2	8	10	5	0	0	0	0	0	0	0	0	27	26-35	18
7:15 AM	2	1	1	5	8	6	0	0	0	0	0	0	0	0	23	31-40	13
7:30 AM	4	2	8	19	9	2	1	0	0	0	0	0	0	0	45	26-35	27
7:45 AM	6	2	12	15	9	1	0	0	0	0	0	0	0	0	45	21-30	27
8:00 AM	9	9	16	32	14	1	0	0	0	0	0	0	0	0	81	21-30	48
8:15 AM	19	12	20	24	11	1	0	0	0	0	0	0	0	0	87	21-30	43
8:30 AM	29	22	37	22	8	0	0	0	0	0	0	0	0	0	118	21-30	59
8:45 AM	10	8	19	23	18	1	0	0	0	0	0	0	0	0	79	25-34	41
9:00 AM	4	5	20	39	11	2	0	0	0	0	0	0	0	0	81	21-30	58
9:15 AM	7	3	21	34	9	3	0	0	0	0	0	0	0	0	77	21-30	54
9:30 AM	5	3	24	43	7	0	0	0	0	0	0	0	0	0	82	21-30	66
9:45 AM	8	3	27	34	13	1	0	0	0	0	0	0	0	0	86	21-30	60
10:00 AM	6	1	14	48	20	0	0	0	0	0	0	0	0	0	89	26-35	68
10:15 AM	7	9	22	31	16	4	0	0	0	0	0	0	0	0	89	21-30	53
10:30 AM	3	5	20	28	12	1	0	0	0	0	0	0	0	0	69	21-30	47
10:45 AM	7	6	22	37	24	0	0	0	0	0	0	0	0	0	96	26-35	60
11:00 AM	9	1	18	35	20	3	0	0	0	0	0	0	0	0	86	26-35	55
11:15 AM	2	2	19	35	19	5	0	0	0	0	0	0	0	0	82	21-30	54
11:30 AM	11	2	19	29	14	0	1	0	0	0	0	0	0	0	76	21-30	47
11:45 AM	7	2	14	41	19	4	0	0	0	0	0	0	0	0	87	26-35	59
Day Total																	
Percent																	
AM Peak Volume																	
PM Peak Volume																	
Comments:																	

LOCATION: Grand Ave south of Oakland Ave (redo) SPECIFIC LOCATION: Grand Ave south of Oakland Ave (redo) CITY/STATE: Piedmont, CA															QC JOB #: 13746506 DIRECTION: SB DATE: Jun 08 2016		
Start Time	1 15	16 20	21 25	26 30	31 35	36 40	41 45	46 50	51 55	56 60	61 65	66 70	71 75	76 999	Total	Pace Speed	Number in Pace
12:00 PM	6	5	19	49	14	5	0	0	0	0	0	0	0	0	98	21-30	68
12:15 PM	6	4	21	51	11	2	0	1	0	0	0	0	0	0	96	21-30	72
12:30 PM	4	7	21	49	15	3	0	0	0	0	0	0	0	0	99	21-30	70
12:45 PM	9	7	20	45	12	1	0	0	0	0	0	0	0	0	94	21-30	65
1:00 PM	10	2	20	59	22	1	0	0	0	0	0	0	0	0	114	26-35	81
1:15 PM	12	5	38	44	12	0	0	0	0	0	0	0	0	0	111	21-30	82
1:30 PM	7	4	18	60	17	1	1	0	0	0	0	0	0	0	108	21-30	78
1:45 PM	12	11	17	56	16	0	0	0	0	0	0	0	0	0	112	21-30	73
2:00 PM	18	9	18	49	13	1	0	0	0	0	0	0	0	0	108	21-30	67
2:15 PM	17	4	13	54	9	0	0	0	0	0	0	0	0	0	97	21-30	67
2:30 PM	8	5	21	59	16	3	0	0	0	0	0	0	0	0	112	21-30	80
2:45 PM	12	9	50	31	14	0	0	0	0	0	0	0	0	0	116	21-30	80
3:00 PM	16	2	14	47	31	0	0	0	0	0	0	0	0	0	110	26-35	77
3:15 PM	12	14	28	41	12	4	0	0	0	0	0	0	0	0	111	21-30	69
3:30 PM	8	6	33	57	12	1	0	0	0	0	0	0	0	0	117	21-30	90
3:45 PM	34	23	32	21	5	0	1	0	0	0	0	0	0	0	116	16-25	55
4:00 PM	83	24	22	8	0	0	0	0	0	0	0	0	0	0	137	6-15	55
4:15 PM	24	14	51	38	7	0	0	0	0	0	0	0	0	0	134	21-30	88
4:30 PM	39	25	36	20	2	0	0	0	0	0	0	0	0	0	122	16-25	61
4:45 PM	17	14	41	45	16	0	0	0	0	0	0	0	0	0	133	21-30	86
5:00 PM	22	10	40	42	9	0	0	0	0	0	0	0	0	0	123	21-30	82
5:15 PM	77	35	15	24	3	0	0	0	0	0	0	0	0	0	154	11-20	60
5:30 PM	108	19	3	0	0	0	0	0	0	0	0	0	0	0	130	1-10	72
5:45 PM	108	11	8	7	0	0	0	0	0	0	0	0	0	0	134	1-10	72
Day Total																	
Percent																	
AM Peak																	
Volume																	
PM Peak																	
Volume																	
Comments:																	

LOCATION: Grand Ave south of Oakland Ave (redo) SPECIFIC LOCATION: Grand Ave south of Oakland Ave (redo) CITY/STATE: Piedmont, CA															QC JOB #: 13746506 DIRECTION: SB DATE: Jun 08 2016			
Start Time	1 15	16 20	21 25	26 30	31 35	36 40	41 45	46 50	51 55	56 60	61 65	66 70	71 75	76 999	Total	Pace Speed	Number in Pace	
6:00 PM	99	23	21	15	1	0	0	0	0	0	0	0	0	0	159	6-15	65	
6:15 PM	53	9	45	41	9	0	0	0	0	0	0	0	0	0	157	21-30	85	
6:30 PM	6	2	14	67	15	2	0	0	0	0	0	0	0	0	106	26-35	82	
6:45 PM	5	2	9	56	28	1	0	0	0	0	0	0	0	0	101	26-35	83	
7:00 PM	3	3	35	37	16	2	0	0	0	0	0	0	0	0	96	21-30	72	
7:15 PM	3	2	23	34	18	0	1	1	0	0	0	0	0	0	82	21-30	56	
7:30 PM	8	0	5	30	19	3	0	0	0	0	0	0	0	0	65	26-35	48	
7:45 PM	2	2	4	27	10	5	0	0	1	0	0	0	0	0	51	26-35	37	
8:00 PM	6	1	6	31	17	3	0	0	0	0	0	0	0	0	64	26-35	48	
8:15 PM	4	1	4	24	13	5	1	0	0	0	0	0	0	0	52	26-35	37	
8:30 PM	1	1	12	21	19	5	0	0	0	0	0	0	0	0	59	26-35	39	
8:45 PM	4	0	8	26	17	1	0	0	0	0	0	0	0	0	56	26-35	43	
9:00 PM	4	0	6	27	14	2	0	0	0	0	0	0	0	0	53	26-35	40	
9:15 PM	1	1	4	17	17	3	0	0	0	0	0	0	0	1	44	26-35	34	
9:30 PM	1	3	8	14	12	3	0	0	0	0	0	0	0	0	41	26-35	25	
9:45 PM	2	0	2	19	7	3	1	0	0	0	0	0	0	0	34	26-35	25	
10:00 PM	1	0	6	12	13	0	1	0	0	0	0	0	0	0	33	26-35	25	
10:15 PM	3	0	4	11	6	1	0	0	0	0	0	0	0	0	25	26-35	17	
10:30 PM	3	1	2	7	7	1	0	0	0	0	0	0	0	0	21	26-35	13	
10:45 PM	1	0	2	12	7	0	0	1	0	0	0	0	0	0	23	26-35	18	
11:00 PM	3	1	1	4	7	0	1	0	0	0	0	0	0	0	17	27-36	10	
11:15 PM	1	2	3	2	8	0	1	0	0	0	0	0	0	0	17	26-35	10	
11:30 PM	1	0	0	4	10	0	1	0	0	0	0	0	0	0	16	26-35	14	
11:45 PM	0	1	1	2	6	2	0	0	0	0	0	0	0	0	12	26-35	8	
Day Total	1051	428	1189	2121	876	124	18	4	1	0	0	0	0	1	5813	21-30	3309	
Percent	18.1%	7.4%	20.5%	36.5%	15.1%	2.1%	0.3%	0.1%	0.0%	0.0%	0.0%	0.0%	0.0%	0.0%				
ADT 5813																		
AM Peak Volume	8:30 AM	8:30 AM	8:30 AM	10:00 AM	10:45 AM	7:15 AM	12:45 AM	1:45 AM								8:30 AM		
	29	22	37	48	24	6	2	1								118		
PM Peak Volume	5:30 PM	5:15 PM	4:15 PM	6:30 PM	3:00 PM	12:00 PM	1:30 PM	12:15 PM	7:45 PM						9:15 PM	6:00 PM		
	108	35	51	67	31	5	1	1	1						1	159		
<i>Comments:</i>																		

LOCATION: Grand Ave south of Oakland Ave (redo)														QC JOB #: 13746506			
SPECIFIC LOCATION: Grand Ave south of Oakland Ave (redo)														DIRECTION: SB			
CITY/STATE: Piedmont, CA														DATE: Jun 07 2016 - Jun 08 2016			
Start Time	1 15	16 20	21 25	26 30	31 35	36 40	41 45	46 50	51 55	56 60	61 65	66 70	71 75	76 999	Total	Pace Speed	Number in Pace
Grand Total	1729	846	2511	4494	1819	281	35	6	1	0	0	0	0	1	11723	21-30	7004
Percent	14.7%	7.2%	21.4%	38.3%	15.5%	2.4%	0.3%	0.1%	0.0%	0.0%	0.0%	0.0%	0.0%	0.0%			
Cumulative Percent	14.7%	22.0%	43.4%	81.7%	97.2%	99.6%	99.9%	100.0%	100.0%	100.0%	100.0%	100.0%	100.0%	100.0%			
ADT 5861															85th Percentile 31 MPH Mean Speed(Average) 23 MPH Median 25 MPH Mode: 28 MPH		
<i>Comments:</i>																	



LOCATION: Grand Ave south of Oakland Ave (redo) SPECIFIC LOCATION: Grand Ave south of Oakland Ave (redo) CITY/STATE: Piedmont, CA						QC JOB #: 13746506 DIRECTION: NB/SB DATE: Jun 07 2016 - Jun 08 2016				
Start Time	Mon 07-Jun-16	Tue 08-Jun-16	Wed 08-Jun-16	Thu	Fri	Average Weekday Hourly Traffic	Sat	Sun	Average Week Hourly Traffic	Average Week Profile
12:00 AM		10	7			9			9	
12:15 AM		12	8			10			10	
12:30 AM		12	11			12			12	
12:45 AM		7	5			6			6	
1:00 AM		10	4			7			7	
1:15 AM		9	14			12			12	
1:30 AM		2	2			2			2	
1:45 AM		1	5			3			3	
2:00 AM		10	7			9			9	
2:15 AM		3	8			6			6	
2:30 AM		4	3			4			4	
2:45 AM		3	6			5			5	
3:00 AM		1	1			1			1	
3:15 AM		2	3			3			3	
3:30 AM		2	2			2			2	
3:45 AM		1	1			1			1	
4:00 AM		0	3			2			2	
4:15 AM		4	5			5			5	
4:30 AM		4	4			4			4	
4:45 AM		6	5			6			6	
5:00 AM		8	11			10			10	
5:15 AM		13	9			11			11	
5:30 AM		17	12			15			15	
5:45 AM		30	33			32			32	
Day Total										
% Weekday Average										
% Week Average										
AM Peak Volume										
PM Peak Volume										
<i>Comments:</i>										

LOCATION: Grand Ave south of Oakland Ave (redo) SPECIFIC LOCATION: Grand Ave south of Oakland Ave (redo) CITY/STATE: Piedmont, CA							QC JOB #: 13746506 DIRECTION: NB/SB DATE: Jun 07 2016 - Jun 08 2016			
Start Time	Mon 07-Jun-16	Tue 08-Jun-16	Wed 08-Jun-16	Thu	Fri	Average Weekday Hourly Traffic	Sat	Sun	Average Week Hourly Traffic	Average Week Profile
6:00 AM		31	20			26			26	
6:15 AM		29	27			28			28	
6:30 AM		42	27			35			35	
6:45 AM		59	54			57			57	
7:00 AM		66	67			67			67	
7:15 AM		69	74			72			72	
7:30 AM		102	104			103			103	
7:45 AM		139	117			128			128	
8:00 AM		171	175			173			173	
8:15 AM		193	206			200			200	
8:30 AM		223	214			219			219	
8:45 AM		184	170			177			177	
9:00 AM		149	157			153			153	
9:15 AM		153	147			150			150	
9:30 AM		159	145			152			152	
9:45 AM		166	147			157			157	
10:00 AM		151	163			157			157	
10:15 AM		153	149			151			151	
10:30 AM		151	128			140			140	
10:45 AM		133	161			147			147	
11:00 AM		143	144			144			144	
11:15 AM		151	139			145			145	
11:30 AM		145	142			144			144	
11:45 AM		179	166			173			173	
Day Total										
% Weekday Average										
% Week Average										
AM Peak Volume										
PM Peak Volume										
<i>Comments:</i>										

LOCATION: Grand Ave south of Oakland Ave (redo) SPECIFIC LOCATION: Grand Ave south of Oakland Ave (redo) CITY/STATE: Piedmont, CA							QC JOB #: 13746506 DIRECTION: NB/SB DATE: Jun 07 2016 - Jun 08 2016			
Start Time	Mon 07-Jun-16	Tue 08-Jun-16	Wed 08-Jun-16	Thu	Fri	Average Weekday Hourly Traffic	Sat	Sun	Average Week Hourly Traffic	Average Week Profile
12:00 PM		169	159			164			164	
12:15 PM		164	177			171			171	
12:30 PM		158	172			165			165	
12:45 PM		171	182			177			177	
1:00 PM		204	202			203			203	
1:15 PM		212	172			192			192	
1:30 PM		180	186			183			183	
1:45 PM		186	194			190			190	
2:00 PM		183	185			184			184	
2:15 PM		193	169			181			181	
2:30 PM		187	202			195			195	
2:45 PM		202	200			201			201	
3:00 PM		212	190			201			201	
3:15 PM		217	194			206			206	
3:30 PM		242	211			227			227	
3:45 PM		232	197			215			215	
4:00 PM		204	229			217			217	
4:15 PM		219	233			226			226	
4:30 PM		243	240			242			242	
4:45 PM		246	219			233			233	
5:00 PM		234	229			232			232	
5:15 PM		227	246			237			237	
5:30 PM		233	209			221			221	
5:45 PM		247	229			238			238	
Day Total										
% Weekday Average										
% Week Average										
AM Peak Volume										
PM Peak Volume										
<i>Comments:</i>										

LOCATION: Grand Ave south of Oakland Ave (redo) SPECIFIC LOCATION: Grand Ave south of Oakland Ave (redo) CITY/STATE: Piedmont, CA						QC JOB #: 13746506 DIRECTION: NB/SB DATE: Jun 07 2016 - Jun 08 2016				
Start Time	Mon 07-Jun-16	Tue 08-Jun-16	Wed 08-Jun-16	Thu	Fri	Average Weekday Hourly Traffic	Sat	Sun	Average Week Hourly Traffic	Average Week Profile
6:00 PM		236	222			229			229	
6:15 PM		189	221			205			205	
6:30 PM		207	193			200			200	
6:45 PM		179	166			173			173	
7:00 PM		163	158			161			161	
7:15 PM		174	131			153			153	
7:30 PM		132	108			120			120	
7:45 PM		121	94			108			108	
8:00 PM		121	100			111			111	
8:15 PM		86	105			96			96	
8:30 PM		92	108			100			100	
8:45 PM		68	100			84			84	
9:00 PM		81	98			90			90	
9:15 PM		82	75			79			79	
9:30 PM		70	69			70			70	
9:45 PM		64	60			62			62	
10:00 PM		55	54			55			55	
10:15 PM		45	47			46			46	
10:30 PM		40	41			41			41	
10:45 PM		28	32			30			30	
11:00 PM		28	37			33			33	
11:15 PM		20	26			23			23	
11:30 PM		23	25			24			24	
11:45 PM		19	20			20			20	
Day Total		10600	10328			10489			10489	
% Weekday Average		101.1%	98.5%							
% Week Average		101.1%	98.5%			100.0%				
AM Peak		8:30 AM	8:30 AM			8:30 AM			8:30 AM	
Volume		223	214			219			219	
PM Peak		5:45 PM	5:15 PM			4:30 PM			4:30 PM	
Volume		247	246			242			242	
<i>Comments:</i>										

LOCATION: Grand Ave south of Oakland Ave (redo) SPECIFIC LOCATION: Grand Ave south of Oakland Ave (redo) CITY/STATE: Piedmont, CA														QC JOB #: 13746506 DIRECTION: NB/SB DATE: Jun 07 2016	
Start Time	Motor-cycles	Cars & Trailer	2 Axle Long	Buses	2 Axle 6 Tire	3 Axle Single	4 Axle Single	<5 Axle Double	5 Axle Double	>6 Axle Double	<6 Axle Multi	6 Axle Multi	>6 Axle Multi	Not Classified	Total
12:00 AM	0	7	2	0	1	0	0	0	0	0	0	0	0	0	10
12:15 AM	0	7	4	0	1	0	0	0	0	0	0	0	0	0	12
12:30 AM	0	9	3	0	0	0	0	0	0	0	0	0	0	0	12
12:45 AM	0	3	4	0	0	0	0	0	0	0	0	0	0	0	7
1:00 AM	0	7	3	0	0	0	0	0	0	0	0	0	0	0	10
1:15 AM	0	4	3	0	0	0	0	0	0	0	0	0	0	2	9
1:30 AM	0	0	2	0	0	0	0	0	0	0	0	0	0	0	2
1:45 AM	0	1	0	0	0	0	0	0	0	0	0	0	0	0	1
2:00 AM	1	6	3	0	0	0	0	0	0	0	0	0	0	0	10
2:15 AM	0	1	2	0	0	0	0	0	0	0	0	0	0	0	3
2:30 AM	0	1	3	0	0	0	0	0	0	0	0	0	0	0	4
2:45 AM	0	1	2	0	0	0	0	0	0	0	0	0	0	0	3
3:00 AM	0	1	0	0	0	0	0	0	0	0	0	0	0	0	1
3:15 AM	0	2	0	0	0	0	0	0	0	0	0	0	0	0	2
3:30 AM	0	1	1	0	0	0	0	0	0	0	0	0	0	0	2
3:45 AM	0	0	1	0	0	0	0	0	0	0	0	0	0	0	1
4:00 AM	0	0	0	0	0	0	0	0	0	0	0	0	0	0	0
4:15 AM	0	3	1	0	0	0	0	0	0	0	0	0	0	0	4
4:30 AM	0	2	1	0	1	0	0	0	0	0	0	0	0	0	4
4:45 AM	0	4	1	0	0	0	0	1	0	0	0	0	0	0	6
5:00 AM	0	6	1	0	0	0	0	0	0	0	0	0	0	1	8
5:15 AM	0	9	2	0	2	0	0	0	0	0	0	0	0	0	13
5:30 AM	0	16	1	0	0	0	0	0	0	0	0	0	0	0	17
5:45 AM	2	17	6	0	4	1	0	0	0	0	0	0	0	0	30
Day Total															
Percent															
AM Peak Volume															
PM Peak Volume															
Comments:															

LOCATION: Grand Ave south of Oakland Ave (redo) SPECIFIC LOCATION: Grand Ave south of Oakland Ave (redo) CITY/STATE: Piedmont, CA														QC JOB #: 13746506 DIRECTION: NB/SB DATE: Jun 07 2016	
Start Time	Motor-cycles	Cars & Trailer	2 Axle Long	Buses	2 Axle 6 Tire	3 Axle Single	4 Axle Single	<5 Axle Double	5 Axle Double	>6 Axle Double	<6 Axle Multi	6 Axle Multi	>6 Axle Multi	Not Classified	Total
6:00 AM	1	23	3	0	1	0	0	0	0	0	0	0	0	3	31
6:15 AM	0	23	2	0	2	0	0	0	0	0	0	0	0	2	29
6:30 AM	1	33	5	1	0	1	0	0	0	0	0	0	0	1	42
6:45 AM	1	42	8	2	4	1	0	0	0	0	0	0	0	1	59
7:00 AM	1	47	17	0	1	0	0	0	0	0	0	0	0	0	66
7:15 AM	0	59	8	0	1	0	0	0	0	0	0	0	0	1	69
7:30 AM	1	64	28	1	3	0	0	0	0	0	0	0	0	5	102
7:45 AM	1	92	26	0	6	1	0	2	0	0	0	0	0	11	139
8:00 AM	2	113	33	0	5	1	0	0	0	0	0	0	0	17	171
8:15 AM	2	131	41	0	4	0	0	1	0	0	0	0	0	14	193
8:30 AM	5	140	40	0	9	1	0	1	0	0	0	0	0	27	223
8:45 AM	3	125	39	0	8	0	0	0	0	0	0	0	0	9	184
9:00 AM	1	112	23	0	6	0	0	1	0	0	0	0	0	6	149
9:15 AM	2	98	39	0	7	1	0	0	0	0	0	0	0	6	153
9:30 AM	1	99	46	1	7	0	0	1	0	0	0	0	0	4	159
9:45 AM	3	104	39	0	8	0	0	1	0	0	0	0	0	11	166
10:00 AM	0	92	38	0	11	0	0	0	0	0	0	0	0	10	151
10:15 AM	0	92	39	0	10	0	0	0	0	0	0	0	0	12	153
10:30 AM	0	93	35	0	12	0	0	0	0	0	0	0	0	11	151
10:45 AM	0	88	33	0	7	0	0	0	0	0	0	0	0	5	133
11:00 AM	0	97	35	1	8	0	0	0	0	0	0	0	0	2	143
11:15 AM	1	101	28	3	11	0	0	1	0	0	0	0	0	6	151
11:30 AM	0	92	36	0	6	1	0	0	0	0	0	0	0	10	145
11:45 AM	2	126	32	2	9	0	0	0	0	0	0	0	0	8	179
Day Total															
Percent															
AM Peak Volume															
PM Peak Volume															
Comments:															

LOCATION: Grand Ave south of Oakland Ave (redo) SPECIFIC LOCATION: Grand Ave south of Oakland Ave (redo) CITY/STATE: Piedmont, CA														QC JOB #: 13746506 DIRECTION: NB/SB DATE: Jun 07 2016	
Start Time	Motor-cycles	Cars & Trailer	2 Axle Long	Buses	2 Axle 6 Tire	3 Axle Single	4 Axle Single	<5 Axle Double	5 Axle Double	>6 Axle Double	<6 Axle Multi	6 Axle Multi	>6 Axle Multi	Not Classified	Total
12:00 PM	3	110	37	0	5	1	0	1	0	0	0	0	0	12	169
12:15 PM	0	116	26	0	10	0	0	1	0	0	0	0	0	11	164
12:30 PM	0	99	34	0	8	0	0	0	0	0	0	0	0	17	158
12:45 PM	1	115	37	0	3	0	0	0	0	0	0	0	0	15	171
1:00 PM	1	125	42	0	12	0	0	0	0	0	0	0	0	24	204
1:15 PM	0	134	49	2	9	1	0	0	0	0	0	0	0	17	212
1:30 PM	1	125	34	0	9	0	0	1	0	0	0	0	0	10	180
1:45 PM	1	126	37	0	5	0	0	0	0	0	0	0	0	17	186
2:00 PM	1	119	35	0	8	0	0	0	0	0	0	0	0	20	183
2:15 PM	1	140	35	0	9	0	0	1	0	0	0	0	0	7	193
2:30 PM	3	120	36	0	7	1	0	0	0	0	0	0	0	20	187
2:45 PM	1	143	37	0	4	0	0	1	0	0	0	0	0	16	202
3:00 PM	4	119	43	0	11	0	0	1	0	0	0	0	0	34	212
3:15 PM	2	147	43	0	4	2	0	0	0	0	0	0	0	19	217
3:30 PM	5	157	47	0	6	1	0	1	0	0	0	0	0	25	242
3:45 PM	2	164	40	0	9	1	0	2	0	0	0	0	0	14	232
4:00 PM	2	152	34	0	5	0	0	1	0	0	0	0	0	10	204
4:15 PM	3	164	33	0	11	0	0	0	0	0	0	0	0	8	219
4:30 PM	3	158	34	0	12	1	0	0	0	0	0	0	0	35	243
4:45 PM	2	144	54	0	6	2	0	0	0	0	0	0	0	38	246
5:00 PM	6	131	32	0	7	1	0	1	0	0	0	0	0	56	234
5:15 PM	4	135	34	0	3	1	1	0	1	0	0	0	0	48	227
5:30 PM	4	160	42	0	6	1	0	2	0	0	0	0	0	18	233
5:45 PM	6	191	24	1	7	1	0	0	0	0	0	0	0	17	247
Day Total															
Percent															
AM Peak Volume															
PM Peak Volume															
Comments:															

LOCATION: Grand Ave south of Oakland Ave (redo) SPECIFIC LOCATION: Grand Ave south of Oakland Ave (redo) CITY/STATE: Piedmont, CA														QC JOB #: 13746506 DIRECTION: NB/SB DATE: Jun 07 2016	
Start Time	Motor-cycles	Cars & Trailer	2 Axle Long	Buses	2 Axle 6 Tire	3 Axle Single	4 Axle Single	<5 Axle Double	5 Axle Double	>6 Axle Double	<6 Axle Multi	6 Axle Multi	>6 Axle Multi	Not Classified	Total
6:00 PM	0	136	40	0	3	2	0	3	0	0	0	0	0	52	236
6:15 PM	3	126	27	1	5	2	0	1	0	0	0	0	0	24	189
6:30 PM	3	169	25	1	0	1	0	0	0	0	0	0	0	8	207
6:45 PM	2	135	26	3	1	1	0	1	0	0	0	0	0	10	179
7:00 PM	3	132	21	0	3	0	0	0	0	0	0	0	0	4	163
7:15 PM	2	128	31	1	5	1	0	0	0	0	0	0	0	6	174
7:30 PM	2	109	17	1	2	0	0	1	0	0	0	0	0	0	132
7:45 PM	0	87	25	0	1	0	0	0	0	0	0	0	0	8	121
8:00 PM	2	87	22	2	1	0	0	0	0	0	0	0	0	7	121
8:15 PM	0	72	13	0	1	0	0	0	0	0	0	0	0	0	86
8:30 PM	0	79	11	1	1	0	0	0	0	0	0	0	0	0	92
8:45 PM	1	55	10	0	0	0	0	0	0	0	0	0	0	2	68
9:00 PM	2	65	10	0	1	0	0	0	0	0	0	0	0	3	81
9:15 PM	1	68	11	0	1	0	0	0	0	0	0	0	0	1	82
9:30 PM	0	55	10	0	3	0	0	0	0	0	0	0	0	2	70
9:45 PM	0	53	8	0	0	0	0	0	0	0	0	0	0	3	64
10:00 PM	1	46	8	0	0	0	0	0	0	0	0	0	0	0	55
10:15 PM	0	39	5	0	1	0	0	0	0	0	0	0	0	0	45
10:30 PM	1	27	12	0	0	0	0	0	0	0	0	0	0	0	40
10:45 PM	0	25	3	0	0	0	0	0	0	0	0	0	0	0	28
11:00 PM	1	21	5	0	1	0	0	0	0	0	0	0	0	0	28
11:15 PM	0	17	3	0	0	0	0	0	0	0	0	0	0	0	20
11:30 PM	1	19	3	0	0	0	0	0	0	0	0	0	0	0	23
11:45 PM	0	18	1	0	0	0	0	0	0	0	0	0	0	0	19
Day Total	112	7256	1965	24	361	29	1	28	1	0	0	0	0	823	10600
Percent	1.1%	68.5%	18.5%	0.2%	3.4%	0.3%	0.0%	0.3%	0.0%	0.0%	0.0%	0.0%	0.0%	7.8%	
ADT 10600															
AM Peak Volume	8:30 AM	8:30 AM	9:30 AM	11:15 AM	10:30 AM	5:45 AM		7:45 AM						8:30 AM	8:30 AM
	5	140	46	3	12	1		2						27	223
PM Peak Volume	5:00 PM	5:45 PM	4:45 PM	6:45 PM	1:00 PM	3:15 PM	5:15 PM	6:00 PM	5:15 PM					5:00 PM	5:45 PM
	6	191	54	3	12	2	1	3	1					56	247
<i>Comments:</i>															

LOCATION: Grand Ave south of Oakland Ave (redo) QC JOB #: 13746506 SPECIFIC LOCATION: Grand Ave south of Oakland Ave (redo) DIRECTION: NB/SB CITY/STATE: Piedmont, CA DATE: Jun 08 2016															
Start Time	Motor-cycles	Cars & Trailer	2 Axle Long	Buses	2 Axle 6 Tire	3 Axle Single	4 Axle Single	<5 Axle Double	5 Axle Double	>6 Axle Double	<6 Axle Multi	6 Axle Multi	>6 Axle Multi	Not Classified	Total
12:00 AM	0	6	1	0	0	0	0	0	0	0	0	0	0	0	7
12:15 AM	0	7	0	0	0	0	0	0	0	0	0	0	0	1	8
12:30 AM	0	11	0	0	0	0	0	0	0	0	0	0	0	0	11
12:45 AM	0	4	1	0	0	0	0	0	0	0	0	0	0	0	5
1:00 AM	0	3	1	0	0	0	0	0	0	0	0	0	0	0	4
1:15 AM	0	10	4	0	0	0	0	0	0	0	0	0	0	0	14
1:30 AM	0	2	0	0	0	0	0	0	0	0	0	0	0	0	2
1:45 AM	0	4	1	0	0	0	0	0	0	0	0	0	0	0	5
2:00 AM	0	6	1	0	0	0	0	0	0	0	0	0	0	0	7
2:15 AM	0	6	2	0	0	0	0	0	0	0	0	0	0	0	8
2:30 AM	0	2	1	0	0	0	0	0	0	0	0	0	0	0	3
2:45 AM	0	1	4	0	0	0	0	1	0	0	0	0	0	0	6
3:00 AM	0	0	1	0	0	0	0	0	0	0	0	0	0	0	1
3:15 AM	0	1	2	0	0	0	0	0	0	0	0	0	0	0	3
3:30 AM	0	1	1	0	0	0	0	0	0	0	0	0	0	0	2
3:45 AM	0	0	1	0	0	0	0	0	0	0	0	0	0	0	1
4:00 AM	0	2	1	0	0	0	0	0	0	0	0	0	0	0	3
4:15 AM	0	2	2	0	1	0	0	0	0	0	0	0	0	0	5
4:30 AM	0	2	1	0	1	0	0	0	0	0	0	0	0	0	4
4:45 AM	0	3	1	0	1	0	0	0	0	0	0	0	0	0	5
5:00 AM	2	8	1	0	0	0	0	0	0	0	0	0	0	0	11
5:15 AM	0	6	1	0	2	0	0	0	0	0	0	0	0	0	9
5:30 AM	0	8	2	0	1	0	0	0	0	0	0	0	0	1	12
5:45 AM	2	23	8	0	0	0	0	0	0	0	0	0	0	0	33
Day Total															
Percent															
AM Peak Volume															
PM Peak Volume															
Comments:															

LOCATION: Grand Ave south of Oakland Ave (redo) SPECIFIC LOCATION: Grand Ave south of Oakland Ave (redo) CITY/STATE: Piedmont, CA														QC JOB #: 13746506 DIRECTION: NB/SB DATE: Jun 08 2016	
Start Time	Motor-cycles	Cars & Trailer	2 Axle Long	Buses	2 Axle 6 Tire	3 Axle Single	4 Axle Single	<5 Axle Double	5 Axle Double	>6 Axle Double	<6 Axle Multi	6 Axle Multi	>6 Axle Multi	Not Classified	Total
6:00 AM	0	16	3	0	1	0	0	0	0	0	0	0	0	0	20
6:15 AM	1	16	5	0	1	0	0	0	0	0	0	0	0	4	27
6:30 AM	1	16	3	2	1	2	0	1	0	0	0	0	0	1	27
6:45 AM	0	32	18	1	3	0	0	0	0	0	0	0	0	0	54
7:00 AM	2	50	13	0	2	0	0	0	0	0	0	0	0	0	67
7:15 AM	1	55	12	0	3	0	0	0	1	0	0	0	0	2	74
7:30 AM	0	65	18	1	11	0	0	0	0	0	0	0	0	9	104
7:45 AM	1	87	22	0	3	0	0	0	0	0	0	0	0	4	117
8:00 AM	1	128	34	0	4	0	0	1	0	0	0	0	0	7	175
8:15 AM	4	116	48	2	3	1	0	0	0	0	0	0	0	32	206
8:30 AM	1	134	41	1	7	1	0	1	1	0	0	0	0	27	214
8:45 AM	1	107	47	0	3	0	0	1	0	0	0	0	0	11	170
9:00 AM	1	107	31	2	9	0	0	0	0	0	0	0	0	7	157
9:15 AM	3	103	25	0	10	0	0	0	1	0	0	0	0	5	147
9:30 AM	2	91	35	1	10	0	0	0	1	0	0	0	0	5	145
9:45 AM	3	93	36	0	4	0	0	1	0	0	0	0	0	10	147
10:00 AM	0	108	34	0	12	0	0	0	0	0	0	0	0	9	163
10:15 AM	0	96	35	0	9	1	0	0	0	0	0	0	0	8	149
10:30 AM	1	85	29	0	8	1	0	1	0	0	0	0	0	3	128
10:45 AM	3	103	35	0	12	1	0	1	0	0	0	0	0	6	161
11:00 AM	3	94	26	0	8	1	0	1	0	0	0	0	0	11	144
11:15 AM	1	94	32	0	7	0	0	0	0	0	0	0	0	5	139
11:30 AM	2	82	37	0	9	0	0	0	0	0	0	0	0	12	142
11:45 AM	1	96	46	0	11	0	0	1	0	0	0	0	0	11	166
Day Total															
Percent															
AM Peak Volume															
PM Peak Volume															
Comments:															

LOCATION: Grand Ave south of Oakland Ave (redo) SPECIFIC LOCATION: Grand Ave south of Oakland Ave (redo) CITY/STATE: Piedmont, CA														QC JOB #: 13746506 DIRECTION: NB/SB DATE: Jun 08 2016	
Start Time	Motor-cycles	Cars & Trailer	2 Axle Long	Buses	2 Axle 6 Tire	3 Axle Single	4 Axle Single	<5 Axle Double	5 Axle Double	>6 Axle Double	<6 Axle Multi	6 Axle Multi	>6 Axle Multi	Not Classified	Total
12:00 PM	2	108	32	0	7	0	0	0	0	0	0	0	0	10	159
12:15 PM	3	113	47	1	6	0	0	2	0	0	0	0	0	5	177
12:30 PM	1	119	43	0	4	0	0	1	0	0	0	0	0	4	172
12:45 PM	1	129	34	0	6	0	0	0	0	0	0	0	0	12	182
1:00 PM	4	138	31	0	11	0	0	1	0	0	0	0	0	17	202
1:15 PM	2	115	25	1	9	1	0	1	0	0	0	0	0	18	172
1:30 PM	2	131	27	0	14	1	0	1	0	0	0	0	0	10	186
1:45 PM	1	133	40	0	4	1	0	0	0	0	0	0	0	15	194
2:00 PM	1	115	42	0	12	0	0	0	0	0	0	0	0	15	185
2:15 PM	2	96	47	1	9	0	0	0	0	0	0	0	0	14	169
2:30 PM	2	127	42	0	9	0	0	3	0	0	0	0	0	19	202
2:45 PM	1	142	29	0	8	0	0	1	0	0	0	0	0	19	200
3:00 PM	1	129	34	0	7	0	0	1	0	0	0	0	0	18	190
3:15 PM	2	127	38	0	5	1	0	1	0	0	0	0	0	20	194
3:30 PM	5	134	46	0	12	0	0	0	0	0	0	0	0	14	211
3:45 PM	2	116	34	0	2	1	0	2	0	0	0	0	0	40	197
4:00 PM	10	111	33	0	4	3	0	0	0	0	0	0	0	68	229
4:15 PM	3	144	38	1	7	0	0	0	0	0	0	0	0	40	233
4:30 PM	6	130	40	0	7	1	0	1	0	0	0	0	0	55	240
4:45 PM	3	154	36	0	10	0	0	1	0	0	0	0	0	15	219
5:00 PM	4	152	31	0	3	1	0	1	0	0	0	0	0	37	229
5:15 PM	2	141	35	0	4	0	0	1	0	0	0	0	0	63	246
5:30 PM	4	101	33	0	6	1	0	1	0	0	0	0	0	63	209
5:45 PM	4	108	27	0	5	3	0	0	0	0	0	0	0	82	229
Day Total															
Percent															
AM Peak Volume															
PM Peak Volume															
Comments:															

LOCATION: Grand Ave south of Oakland Ave (redo) SPECIFIC LOCATION: Grand Ave south of Oakland Ave (redo) CITY/STATE: Piedmont, CA														QC JOB #: 13746506 DIRECTION: NB/SB DATE: Jun 08 2016	
Start Time	Motor-cycles	Cars & Trailer	2 Axle Long	Buses	2 Axle 6 Tire	3 Axle Single	4 Axle Single	<5 Axle Double	5 Axle Double	>6 Axle Double	<6 Axle Multi	6 Axle Multi	>6 Axle Multi	Not Classified	Total
6:00 PM	2	129	33	0	5	1	0	0	0	0	0	0	0	52	222
6:15 PM	10	131	35	0	5	0	0	1	0	0	0	0	0	39	221
6:30 PM	1	149	25	1	4	0	0	1	0	0	0	0	0	12	193
6:45 PM	1	128	28	1	2	0	0	0	0	0	0	0	0	6	166
7:00 PM	4	122	22	1	3	0	0	1	0	0	0	0	0	5	158
7:15 PM	0	102	20	0	4	0	0	1	0	0	0	0	0	4	131
7:30 PM	2	76	18	2	2	0	0	0	0	0	0	0	0	8	108
7:45 PM	2	74	11	1	0	0	0	1	0	0	0	0	0	5	94
8:00 PM	1	75	16	1	0	0	0	0	0	0	0	0	0	7	100
8:15 PM	5	77	15	1	1	0	0	0	0	0	0	0	0	6	105
8:30 PM	0	97	10	0	0	0	0	0	0	0	0	0	0	1	108
8:45 PM	1	78	16	0	0	0	0	0	0	0	0	0	0	5	100
9:00 PM	0	76	16	0	0	0	0	0	0	0	0	0	0	6	98
9:15 PM	1	55	18	1	0	0	0	0	0	0	0	0	0	0	75
9:30 PM	1	57	10	0	0	0	0	0	0	0	0	0	0	1	69
9:45 PM	0	50	7	0	1	0	0	0	0	0	0	0	0	2	60
10:00 PM	1	46	7	0	0	0	0	0	0	0	0	0	0	0	54
10:15 PM	1	37	8	0	0	0	0	0	0	0	0	0	0	1	47
10:30 PM	0	31	7	0	0	0	0	0	0	0	0	0	0	3	41
10:45 PM	1	24	4	0	0	0	0	0	0	0	0	0	0	3	32
11:00 PM	2	29	5	0	0	0	0	0	0	0	0	0	0	1	37
11:15 PM	1	23	2	0	0	0	0	0	0	0	0	0	0	0	26
11:30 PM	0	17	6	0	0	0	0	0	0	0	0	0	0	2	25
11:45 PM	0	16	4	0	0	0	0	0	0	0	0	0	0	0	20
Day Total	142	6804	1910	23	355	23	0	34	4	0	0	0	0	1033	10328
Percent	1.4%	65.9%	18.5%	0.2%	3.4%	0.2%	0.0%	0.3%	0.0%	0.0%	0.0%	0.0%	0.0%	10.0%	
ADT 10328															
AM Peak	8:15 AM	8:30 AM	8:15 AM	6:30 AM	10:00 AM	6:30 AM		2:45 AM	7:15 AM					8:15 AM	8:30 AM
Volume	4	134	48	2	12	2		1	1					32	214
PM Peak	4:00 PM	4:45 PM	12:15 PM	7:30 PM	1:30 PM	4:00 PM		2:30 PM						5:45 PM	5:15 PM
Volume	10	154	47	2	14	3		3						82	246
<i>Comments:</i>															

LOCATION: Grand Ave south of Oakland Ave (redo)													QC JOB #: 13746506		
SPECIFIC LOCATION: Grand Ave south of Oakland Ave (redo)													DIRECTION: NB/SB		
CITY/STATE: Piedmont, CA													DATE: Jun 07 2016 - Jun 08 2016		
Start Time	Motor-cycles	Cars & Trailer	2 Axle Long	Buses	2 Axle 6 Tire	3 Axle Single	4 Axle Single	<5 Axle Double	5 Axle Double	>6 Axle Double	<6 Axle Multi	6 Axle Multi	>6 Axle Multi	Not Classified	Total
Grand Total	254	14060	3875	47	716	52	1	62	5	0	0	0	0	1856	20928
Percent	1.2%	67.2%	18.5%	0.2%	3.4%	0.2%	0.0%	0.3%	0.0%	0.0%	0.0%	0.0%	0.0%	8.9%	
ADT 10464															
<i>Comments:</i>															



LOCATION: Grand Ave south of Oakland Ave (redo) SPECIFIC LOCATION: Grand Ave south of Oakland Ave (redo) CITY/STATE: Piedmont, CA															QC JOB #: 13746506 DIRECTION: NB/SB DATE: Jun 07 2016		
Start Time	1 15	16 20	21 25	26 30	31 35	36 40	41 45	46 50	51 55	56 60	61 65	66 70	71 75	76 999	Total	Pace Speed	Number in Pace
12:00 AM	0	0	1	2	1	4	1	1	0	0	0	0	0	0	10	31-40	5
12:15 AM	0	0	0	3	5	3	0	1	0	0	0	0	0	0	12	26-35	8
12:30 AM	0	0	2	4	4	2	0	0	0	0	0	0	0	0	12	26-35	8
12:45 AM	0	0	0	2	5	0	0	0	0	0	0	0	0	0	7	26-35	7
1:00 AM	1	1	1	2	4	1	0	0	0	0	0	0	0	0	10	26-35	6
1:15 AM	3	2	0	1	3	0	0	0	0	0	0	0	0	0	9	26-35	4
1:30 AM	0	0	0	0	2	0	0	0	0	0	0	0	0	0	2	26-35	2
1:45 AM	0	0	0	0	0	1	0	0	0	0	0	0	0	0	1	31-40	1
2:00 AM	0	0	0	0	6	3	1	0	0	0	0	0	0	0	10	31-40	9
2:15 AM	0	0	1	1	0	0	1	0	0	0	0	0	0	0	3	21-30	2
2:30 AM	0	0	0	1	1	1	0	1	0	0	0	0	0	0	4	31-40	2
2:45 AM	0	0	0	0	1	2	0	0	0	0	0	0	0	0	3	31-40	3
3:00 AM	0	0	0	0	1	0	0	0	0	0	0	0	0	0	1	26-35	1
3:15 AM	0	0	0	1	1	0	0	0	0	0	0	0	0	0	2	26-35	2
3:30 AM	0	0	0	0	1	0	0	0	1	0	0	0	0	0	2	26-35	1
3:45 AM	0	0	0	0	1	0	0	0	0	0	0	0	0	0	1	26-35	1
4:00 AM	0	0	0	0	0	0	0	0	0	0	0	0	0	0	0	1-10	0
4:15 AM	0	1	0	0	1	2	0	0	0	0	0	0	0	0	4	31-40	3
4:30 AM	0	0	1	1	1	0	1	0	0	0	0	0	0	0	4	26-35	2
4:45 AM	0	0	1	2	1	2	0	0	0	0	0	0	0	0	6	31-40	3
5:00 AM	3	1	0	2	0	1	1	0	0	0	0	0	0	0	8	36-45	2
5:15 AM	0	0	0	2	6	2	1	1	1	0	0	0	0	0	13	26-35	8
5:30 AM	1	3	0	2	6	4	1	0	0	0	0	0	0	0	17	31-40	10
5:45 AM	4	2	3	6	11	2	2	0	0	0	0	0	0	0	30	26-35	17
Day Total																	
Percent																	
AM Peak																	
Volume																	
PM Peak																	
Volume																	
Comments:																	

LOCATION: Grand Ave south of Oakland Ave (redo) SPECIFIC LOCATION: Grand Ave south of Oakland Ave (redo) CITY/STATE: Piedmont, CA															QC JOB #: 13746506 DIRECTION: NB/SB DATE: Jun 07 2016		
Start Time	15	20	25	30	35	40	45	50	55	60	65	70	75	999	Total	Pace Speed	Number in Pace
6:00 AM	5	1	3	6	10	5	1	0	0	0	0	0	0	0	31	26-35	16
6:15 AM	3	2	2	4	13	5	0	0	0	0	0	0	0	0	29	31-40	18
6:30 AM	2	1	4	16	16	3	0	0	0	0	0	0	0	0	42	26-35	32
6:45 AM	1	1	1	27	20	8	0	1	0	0	0	0	0	0	59	26-35	47
7:00 AM	2	1	7	22	20	13	1	0	0	0	0	0	0	0	66	26-35	42
7:15 AM	3	2	3	25	28	7	1	0	0	0	0	0	0	0	69	26-35	52
7:30 AM	7	9	11	43	25	7	0	0	0	0	0	0	0	0	102	26-35	68
7:45 AM	16	10	31	52	26	4	0	0	0	0	0	0	0	0	139	21-30	83
8:00 AM	31	27	35	55	20	2	1	0	0	0	0	0	0	0	171	21-30	90
8:15 AM	38	17	49	69	20	0	0	0	0	0	0	0	0	0	193	21-30	118
8:30 AM	50	40	51	61	19	2	0	0	0	0	0	0	0	0	223	21-30	111
8:45 AM	17	11	51	75	28	2	0	0	0	0	0	0	0	0	184	21-30	126
9:00 AM	11	11	30	59	33	4	1	0	0	0	0	0	0	0	149	26-35	91
9:15 AM	9	7	14	91	26	6	0	0	0	0	0	0	0	0	153	26-35	116
9:30 AM	8	8	31	74	35	2	1	0	0	0	0	0	0	0	159	26-35	109
9:45 AM	19	8	30	65	41	3	0	0	0	0	0	0	0	0	166	26-35	105
10:00 AM	12	11	24	60	34	8	2	0	0	0	0	0	0	0	151	26-35	94
10:15 AM	16	15	28	72	20	2	0	0	0	0	0	0	0	0	153	21-30	100
10:30 AM	16	7	21	69	31	7	0	0	0	0	0	0	0	0	151	26-35	99
10:45 AM	4	6	18	68	32	5	0	0	0	0	0	0	0	0	133	26-35	100
11:00 AM	4	7	30	64	32	5	1	0	0	0	0	0	0	0	143	26-35	96
11:15 AM	10	4	29	76	30	2	0	0	0	0	0	0	0	0	151	26-35	106
11:30 AM	13	8	31	66	25	2	0	0	0	0	0	0	0	0	145	21-30	96
11:45 AM	11	15	40	77	28	7	1	0	0	0	0	0	0	0	179	21-30	117
Day Total																	
Percent																	
AM Peak Volume																	
PM Peak Volume																	
Comments:																	

LOCATION: Grand Ave south of Oakland Ave (redo) SPECIFIC LOCATION: Grand Ave south of Oakland Ave (redo) CITY/STATE: Piedmont, CA															QC JOB #: 13746506 DIRECTION: NB/SB DATE: Jun 07 2016		
Start Time	1 15	16 20	21 25	26 30	31 35	36 40	41 45	46 50	51 55	56 60	61 65	66 70	71 75	76 999	Total	Pace Speed	Number in Pace
12:00 PM	19	11	28	68	37	6	0	0	0	0	0	0	0	0	169	26-35	105
12:15 PM	12	4	31	61	46	10	0	0	0	0	0	0	0	0	164	26-35	106
12:30 PM	19	9	28	48	44	9	1	0	0	0	0	0	0	0	158	26-35	92
12:45 PM	17	5	16	87	41	5	0	0	0	0	0	0	0	0	171	26-35	127
1:00 PM	24	3	34	108	31	4	0	0	0	0	0	0	0	0	204	21-30	142
1:15 PM	18	6	43	94	43	6	2	0	0	0	0	0	0	0	212	25-34	137
1:30 PM	14	5	54	63	40	3	1	0	0	0	0	0	0	0	180	21-30	116
1:45 PM	20	13	30	80	40	3	0	0	0	0	0	0	0	0	186	26-35	120
2:00 PM	22	9	40	79	27	6	0	0	0	0	0	0	0	0	183	21-30	119
2:15 PM	12	8	49	85	38	1	0	0	0	0	0	0	0	0	193	21-30	134
2:30 PM	23	17	39	80	26	1	1	0	0	0	0	0	0	0	187	21-30	119
2:45 PM	22	14	53	80	30	3	0	0	0	0	0	0	0	0	202	21-30	133
3:00 PM	55	29	43	62	18	5	0	0	0	0	0	0	0	0	212	21-30	105
3:15 PM	36	23	52	69	34	2	1	0	0	0	0	0	0	0	217	21-30	121
3:30 PM	47	36	71	70	16	1	1	0	0	0	0	0	0	0	242	21-30	141
3:45 PM	23	13	80	97	14	5	0	0	0	0	0	0	0	0	232	21-30	176
4:00 PM	12	14	27	97	47	7	0	0	0	0	0	0	0	0	204	26-35	144
4:15 PM	13	17	79	90	16	4	0	0	0	0	0	0	0	0	219	21-30	169
4:30 PM	48	18	63	92	17	5	0	0	0	0	0	0	0	0	243	21-30	155
4:45 PM	53	29	75	75	12	2	0	0	0	0	0	0	0	0	246	21-30	150
5:00 PM	88	40	41	58	7	0	0	0	0	0	0	0	0	0	234	21-30	98
5:15 PM	88	28	48	47	14	2	0	0	0	0	0	0	0	0	227	21-30	95
5:30 PM	23	13	67	100	25	5	0	0	0	0	0	0	0	0	233	21-30	167
5:45 PM	29	33	81	82	21	0	1	0	0	0	0	0	0	0	247	21-30	162
Day Total																	
Percent																	
AM Peak																	
Volume																	
PM Peak																	
Volume																	
Comments:																	

LOCATION: Grand Ave south of Oakland Ave (redo) SPECIFIC LOCATION: Grand Ave south of Oakland Ave (redo) CITY/STATE: Piedmont, CA															QC JOB #: 13746506 DIRECTION: NB/SB DATE: Jun 07 2016			
Start Time	1 15	16 20	21 25	26 30	31 35	36 40	41 45	46 50	51 55	56 60	61 65	66 70	71 75	76 999	Total	Pace Speed	Number in Pace	
6:00 PM	87	31	82	27	5	4	0	0	0	0	0	0	0	0	236	16-25	113	
6:15 PM	34	16	34	70	31	4	0	0	0	0	0	0	0	0	189	21-30	104	
6:30 PM	13	13	51	86	33	8	3	0	0	0	0	0	0	0	207	21-30	136	
6:45 PM	17	19	41	74	26	2	0	0	0	0	0	0	0	0	179	21-30	115	
7:00 PM	7	3	28	87	34	4	0	0	0	0	0	0	0	0	163	26-35	121	
7:15 PM	10	10	29	82	39	4	0	0	0	0	0	0	0	0	174	26-35	121	
7:30 PM	4	7	15	59	44	3	0	0	0	0	0	0	0	0	132	26-35	103	
7:45 PM	11	5	23	45	31	6	0	0	0	0	0	0	0	0	121	26-35	76	
8:00 PM	11	8	12	51	33	6	0	0	0	0	0	0	0	0	121	26-35	83	
8:15 PM	1	2	6	41	25	10	1	0	0	0	0	0	0	0	86	26-35	66	
8:30 PM	4	3	11	36	25	13	0	0	0	0	0	0	0	0	92	26-35	61	
8:45 PM	2	5	3	31	22	5	0	0	0	0	0	0	0	0	68	26-35	53	
9:00 PM	4	3	5	26	34	8	1	0	0	0	0	0	0	0	81	26-35	59	
9:15 PM	3	0	14	38	21	5	0	1	0	0	0	0	0	0	82	26-35	59	
9:30 PM	4	0	3	34	21	7	0	1	0	0	0	0	0	0	70	26-35	55	
9:45 PM	4	3	2	29	19	5	2	0	0	0	0	0	0	0	64	26-35	47	
10:00 PM	0	1	3	21	17	10	3	0	0	0	0	0	0	0	55	26-35	38	
10:15 PM	0	0	1	10	28	6	0	0	0	0	0	0	0	0	45	26-35	38	
10:30 PM	0	1	1	16	11	8	2	1	0	0	0	0	0	0	40	26-35	27	
10:45 PM	1	0	5	4	12	4	1	1	0	0	0	0	0	0	28	26-35	16	
11:00 PM	0	2	4	6	6	7	3	0	0	0	0	0	0	0	28	32-41	12	
11:15 PM	0	0	0	9	9	2	0	0	0	0	0	0	0	0	20	26-35	18	
11:30 PM	1	1	1	6	7	3	4	0	0	0	0	0	0	0	23	27-36	12	
11:45 PM	0	0	0	4	7	6	2	0	0	0	0	0	0	0	19	31-40	12	
Day Total	1275	769	2130	4092	1898	376	49	9	2	0	0	0	0	0	10600	21-30	6221	
Percent	12.0%	7.3%	20.1%	38.6%	17.9%	3.5%	0.5%	0.1%	0.0%	0.0%	0.0%	0.0%	0.0%	0.0%				
ADT 10600																		
AM Peak Volume	8:30 AM	8:30 AM	8:30 AM	9:15 AM	9:45 AM	7:00 AM	5:45 AM	12:00 AM	3:30 AM							8:30 AM		
	50	40	51	91	41	13	2	1	1							223		
PM Peak Volume	5:00 PM	5:00 PM	6:00 PM	1:00 PM	4:00 PM	8:30 PM	11:30 PM	9:15 PM							5:45 PM			
	88	40	82	108	47	13	4	1							247			
<i>Comments:</i>																		

LOCATION: Grand Ave south of Oakland Ave (redo) SPECIFIC LOCATION: Grand Ave south of Oakland Ave (redo) CITY/STATE: Piedmont, CA															QC JOB #: 13746506 DIRECTION: NB/SB DATE: Jun 08 2016		
Start Time	15	20	25	30	35	40	45	50	55	60	65	70	75	999	Total	Pace Speed	Number in Pace
12:00 AM	0	0	0	2	3	2	0	0	0	0	0	0	0	0	7	31-40	5
12:15 AM	2	0	0	2	2	0	1	1	0	0	0	0	0	0	8	26-35	4
12:30 AM	0	1	0	2	5	2	0	1	0	0	0	0	0	0	11	31-40	7
12:45 AM	0	0	0	1	2	0	2	0	0	0	0	0	0	0	5	26-35	3
1:00 AM	0	0	0	0	2	2	0	0	0	0	0	0	0	0	4	31-40	4
1:15 AM	0	0	0	3	5	3	3	0	0	0	0	0	0	0	14	26-35	8
1:30 AM	0	0	0	0	1	1	0	0	0	0	0	0	0	0	2	31-40	2
1:45 AM	0	0	0	2	2	0	0	1	0	0	0	0	0	0	5	26-35	4
2:00 AM	0	0	0	1	3	3	0	0	0	0	0	0	0	0	7	32-41	5
2:15 AM	0	0	2	2	2	1	1	0	0	0	0	0	0	0	8	26-35	4
2:30 AM	0	0	0	1	1	1	0	0	0	0	0	0	0	0	3	31-40	2
2:45 AM	0	1	0	1	2	0	0	1	1	0	0	0	0	0	6	26-35	3
3:00 AM	0	0	0	0	0	0	0	0	1	0	0	0	0	0	1	46-55	1
3:15 AM	0	0	0	1	2	0	0	0	0	0	0	0	0	0	3	26-35	3
3:30 AM	0	0	0	1	1	0	0	0	0	0	0	0	0	0	2	26-35	2
3:45 AM	0	0	0	1	0	0	0	0	0	0	0	0	0	0	1	21-30	1
4:00 AM	0	0	0	2	1	0	0	0	0	0	0	0	0	0	3	26-35	3
4:15 AM	0	0	0	2	2	1	0	0	0	0	0	0	0	0	5	26-35	4
4:30 AM	1	0	0	1	0	1	1	0	0	0	0	0	0	0	4	36-45	2
4:45 AM	1	0	1	1	1	1	0	0	0	0	0	0	0	0	5	31-40	2
5:00 AM	2	0	0	4	3	1	1	0	0	0	0	0	0	0	11	27-36	6
5:15 AM	2	2	0	0	2	3	0	0	0	0	0	0	0	0	9	33-42	4
5:30 AM	1	1	0	3	4	3	0	0	0	0	0	0	0	0	12	28-37	7
5:45 AM	3	3	0	14	9	2	2	0	0	0	0	0	0	0	33	26-35	22
Day Total																	
Percent																	
AM Peak Volume																	
PM Peak Volume																	
Comments:																	

LOCATION: Grand Ave south of Oakland Ave (redo) SPECIFIC LOCATION: Grand Ave south of Oakland Ave (redo) CITY/STATE: Piedmont, CA															QC JOB #: 13746506 DIRECTION: NB/SB DATE: Jun 08 2016		
Start Time	15	20	25	30	35	40	45	50	55	60	65	70	75	999	Total	Pace Speed	Number in Pace
6:00 AM	1	0	1	3	10	2	2	1	0	0	0	0	0	0	20	26-35	13
6:15 AM	5	2	1	8	7	3	0	1	0	0	0	0	0	0	27	26-35	14
6:30 AM	1	0	1	9	12	4	0	0	0	0	0	0	0	0	27	26-35	20
6:45 AM	2	1	5	27	14	5	0	0	0	0	0	0	0	0	54	26-35	40
7:00 AM	0	3	3	26	24	9	2	0	0	0	0	0	0	0	67	26-35	49
7:15 AM	3	5	2	28	24	12	0	0	0	0	0	0	0	0	74	26-35	51
7:30 AM	11	9	8	42	25	8	1	0	0	0	0	0	0	0	104	26-35	67
7:45 AM	7	8	15	55	28	4	0	0	0	0	0	0	0	0	117	26-35	82
8:00 AM	15	20	28	74	33	5	0	0	0	0	0	0	0	0	175	26-35	106
8:15 AM	56	31	52	43	23	1	0	0	0	0	0	0	0	0	206	21-30	94
8:30 AM	50	34	58	50	19	3	0	0	0	0	0	0	0	0	214	21-30	108
8:45 AM	19	14	34	68	33	2	0	0	0	0	0	0	0	0	170	25-34	101
9:00 AM	10	11	29	70	31	6	0	0	0	0	0	0	0	0	157	26-35	100
9:15 AM	11	6	33	59	31	7	0	0	0	0	0	0	0	0	147	21-30	92
9:30 AM	8	8	36	70	22	1	0	0	0	0	0	0	0	0	145	21-30	106
9:45 AM	13	6	37	54	31	5	1	0	0	0	0	0	0	0	147	21-30	91
10:00 AM	10	7	30	68	44	4	0	0	0	0	0	0	0	0	163	26-35	112
10:15 AM	13	12	25	69	24	6	0	0	0	0	0	0	0	0	149	21-30	94
10:30 AM	4	11	26	56	26	4	1	0	0	0	0	0	0	0	128	21-30	82
10:45 AM	9	10	28	75	35	4	0	0	0	0	0	0	0	0	161	26-35	110
11:00 AM	17	2	28	62	29	5	1	0	0	0	0	0	0	0	144	26-35	91
11:15 AM	6	4	20	63	34	8	4	0	0	0	0	0	0	0	139	26-35	97
11:30 AM	16	6	30	55	30	4	1	0	0	0	0	0	0	0	142	21-30	85
11:45 AM	13	3	20	78	47	5	0	0	0	0	0	0	0	0	166	26-35	125
Day Total																	
Percent																	
AM Peak Volume																	
PM Peak Volume																	
Comments:																	

LOCATION: Grand Ave south of Oakland Ave (redo) SPECIFIC LOCATION: Grand Ave south of Oakland Ave (redo) CITY/STATE: Piedmont, CA															QC JOB #: 13746506 DIRECTION: NB/SB DATE: Jun 08 2016		
Start Time	15	16 20	21 25	26 30	31 35	36 40	41 45	46 50	51 55	56 60	61 65	66 70	71 75	76 999	Total	Pace Speed	Number in Pace
12:00 PM	12	8	22	70	37	8	2	0	0	0	0	0	0	0	159	26-35	107
12:15 PM	10	11	35	84	30	4	2	1	0	0	0	0	0	0	177	21-30	119
12:30 PM	8	11	25	88	30	8	2	0	0	0	0	0	0	0	172	26-35	118
12:45 PM	15	10	36	78	33	8	2	0	0	0	0	0	0	0	182	22-31	113
1:00 PM	22	9	29	90	49	3	0	0	0	0	0	0	0	0	202	26-35	139
1:15 PM	20	15	54	56	23	4	0	0	0	0	0	0	0	0	172	21-30	109
1:30 PM	11	12	29	95	33	4	2	0	0	0	0	0	0	0	186	26-35	127
1:45 PM	22	16	24	91	34	6	1	0	0	0	0	0	0	0	194	26-35	125
2:00 PM	27	22	29	72	31	4	0	0	0	0	0	0	0	0	185	26-35	102
2:15 PM	25	12	27	75	27	3	0	0	0	0	0	0	0	0	169	26-35	102
2:30 PM	23	12	30	96	37	4	0	0	0	0	0	0	0	0	202	26-35	133
2:45 PM	23	14	56	60	44	3	0	0	0	0	0	0	0	0	200	21-30	116
3:00 PM	25	4	22	84	53	2	0	0	0	0	0	0	0	0	190	26-35	137
3:15 PM	27	21	35	66	37	8	0	0	0	0	0	0	0	0	194	26-35	103
3:30 PM	18	8	51	97	32	4	0	1	0	0	0	0	0	0	211	21-30	148
3:45 PM	55	43	46	43	8	1	1	0	0	0	0	0	0	0	197	17-26	89
4:00 PM	107	35	41	38	8	0	0	0	0	0	0	0	0	0	229	21-30	78
4:15 PM	50	23	68	72	20	0	0	0	0	0	0	0	0	0	233	21-30	140
4:30 PM	85	55	54	34	9	3	0	0	0	0	0	0	0	0	240	16-25	109
4:45 PM	26	21	58	74	37	3	0	0	0	0	0	0	0	0	219	21-30	132
5:00 PM	51	25	66	68	19	0	0	0	0	0	0	0	0	0	229	21-30	134
5:15 PM	105	50	37	47	5	2	0	0	0	0	0	0	0	0	246	16-25	87
5:30 PM	125	22	18	26	14	3	1	0	0	0	0	0	0	0	209	6-15	83
5:45 PM	148	27	25	23	6	0	0	0	0	0	0	0	0	0	229	6-15	98
Day Total																	
Percent																	
AM Peak Volume																	
PM Peak Volume																	
Comments:																	

LOCATION: Grand Ave south of Oakland Ave (redo) SPECIFIC LOCATION: Grand Ave south of Oakland Ave (redo) CITY/STATE: Piedmont, CA															QC JOB #: 13746506 DIRECTION: NB/SB DATE: Jun 08 2016		
Start Time	1 15	16 20	21 25	26 30	31 35	36 40	41 45	46 50	51 55	56 60	61 65	66 70	71 75	76 999	Total	Pace Speed	Number in Pace
6:00 PM	109	29	36	32	9	5	2	0	0	0	0	0	0	0	222	6-15	72
6:15 PM	64	13	52	67	22	3	0	0	0	0	0	0	0	0	221	21-30	119
6:30 PM	14	14	31	93	35	6	0	0	0	0	0	0	0	0	193	26-35	128
6:45 PM	12	7	15	77	48	6	1	0	0	0	0	0	0	0	166	26-35	124
7:00 PM	8	11	40	59	32	6	1	1	0	0	0	0	0	0	158	21-30	99
7:15 PM	6	4	23	52	40	3	1	1	1	0	0	0	0	0	131	26-35	92
7:30 PM	13	1	10	46	33	4	1	0	0	0	0	0	0	0	108	26-35	78
7:45 PM	7	4	10	39	25	8	0	0	1	0	0	0	0	0	94	26-35	64
8:00 PM	9	3	8	46	26	7	0	1	0	0	0	0	0	0	100	26-35	72
8:15 PM	7	1	9	47	28	11	2	0	0	0	0	0	0	0	105	26-35	74
8:30 PM	2	3	14	31	45	12	1	0	0	0	0	0	0	0	108	26-35	76
8:45 PM	6	1	11	49	29	4	0	0	0	0	0	0	0	0	100	26-35	78
9:00 PM	6	0	12	46	27	6	1	0	0	0	0	0	0	0	98	26-35	73
9:15 PM	1	2	7	27	29	8	0	0	0	0	0	0	0	1	75	26-35	55
9:30 PM	1	5	10	23	25	5	0	0	0	0	0	0	0	0	69	26-35	48
9:45 PM	3	3	5	27	15	5	2	0	0	0	0	0	0	0	60	26-35	42
10:00 PM	1	1	7	22	20	1	2	0	0	0	0	0	0	0	54	26-35	42
10:15 PM	3	0	8	18	12	6	0	0	0	0	0	0	0	0	47	26-35	29
10:30 PM	4	1	2	19	12	2	1	0	0	0	0	0	0	0	41	26-35	30
10:45 PM	3	1	2	13	10	2	0	1	0	0	0	0	0	0	32	26-35	23
11:00 PM	3	1	3	9	16	4	1	0	0	0	0	0	0	0	37	26-35	25
11:15 PM	1	3	3	2	11	4	2	0	0	0	0	0	0	0	26	31-40	15
11:30 PM	2	0	0	5	14	3	1	0	0	0	0	0	0	0	25	26-35	19
11:45 PM	0	1	1	3	7	4	1	1	2	0	0	0	0	0	20	31-40	11
Day Total	1637	816	1789	3738	1917	354	57	13	6	0	0	0	0	1	10328	26-35	5654
Percent	15.9%	7.9%	17.3%	36.2%	18.6%	3.4%	0.6%	0.1%	0.1%	0.0%	0.0%	0.0%	0.0%	0.0%			
ADT 10328																	
AM Peak Volume	8:15 AM	8:30 AM	8:30 AM	11:45 AM	11:45 AM	7:15 AM	11:15 AM	12:15 AM	2:45 AM						8:30 AM		
	56	34	58	78	47	12	4	1	1						214		
PM Peak Volume	5:45 PM	4:30 PM	4:15 PM	3:30 PM	3:00 PM	8:30 PM	12:00 PM	12:15 PM	11:45 PM						9:15 PM	5:15 PM	
	148	55	68	97	53	12	2	1	2						1	246	
<i>Comments:</i>																	

LOCATION: Grand Ave south of Oakland Ave (redo)														QC JOB #: 13746506			
SPECIFIC LOCATION: Grand Ave south of Oakland Ave (redo)														DIRECTION: NB/SB			
CITY/STATE: Piedmont, CA														DATE: Jun 07 2016 - Jun 08 2016			
Start Time	1 15	16 20	21 25	26 30	31 35	36 40	41 45	46 50	51 55	56 60	61 65	66 70	71 75	76 999	Total	Pace Speed	Number in Pace
Grand Total	2912	1585	3919	7830	3815	730	106	22	8	0	0	0	0	1	20928	21-30	11749
Percent	13.9%	7.6%	18.7%	37.4%	18.2%	3.5%	0.5%	0.1%	0.0%	0.0%	0.0%	0.0%	0.0%	0.0%			
Cumulative Percent	13.9%	21.5%	40.2%	77.6%	95.9%	99.3%	99.9%	100.0%	100.0%	100.0%	100.0%	100.0%	100.0%	100.0%			
ADT 10464															85th Percentile 32 MPH Mean Speed(Average) 24 MPH		
<i>Comments:</i>															Median 26 MPH Mode: 28 MPH		



LOCATION: Grand Ave south of Oakland Ave (redo) SPECIFIC LOCATION: Grand Ave south of Oakland Ave (redo) CITY/STATE: Piedmont, CA						QC JOB #: 13746506 DIRECTION: NB DATE: Jun 07 2016 - Jun 08 2016				
Start Time	Mon 07-Jun-16	Tue 08-Jun-16	Wed 08-Jun-16	Thu	Fri	Average Weekday Hourly Traffic	Sat	Sun	Average Week Hourly Traffic	Average Week Profile
12:00 AM		6	3			5			5	
12:15 AM		5	4			5			5	
12:30 AM		3	4			4			4	
12:45 AM		4	3			4			4	
1:00 AM		4	2			3			3	
1:15 AM		4	7			6			6	
1:30 AM		1	2			2			2	
1:45 AM		1	1			1			1	
2:00 AM		3	5			4			4	
2:15 AM		2	2			2			2	
2:30 AM		3	2			3			3	
2:45 AM		2	5			4			4	
3:00 AM		1	1			1			1	
3:15 AM		2	1			2			2	
3:30 AM		1	1			1			1	
3:45 AM		0	0			0			0	
4:00 AM		0	3			2			2	
4:15 AM		0	4			2			2	
4:30 AM		2	2			2			2	
4:45 AM		2	1			2			2	
5:00 AM		3	6			5			5	
5:15 AM		7	6			7			7	
5:30 AM		11	9			10			10	
5:45 AM		14	21			18			18	
Day Total										
% Weekday Average										
% Week Average										
AM Peak Volume										
PM Peak Volume										
<i>Comments:</i>										

LOCATION: Grand Ave south of Oakland Ave (redo) SPECIFIC LOCATION: Grand Ave south of Oakland Ave (redo) CITY/STATE: Piedmont, CA						QC JOB #: 13746506 DIRECTION: NB DATE: Jun 07 2016 - Jun 08 2016				
Start Time	Mon 07-Jun-16	Tue 08-Jun-16	Wed 08-Jun-16	Thu	Fri	Average Weekday Hourly Traffic	Sat	Sun	Average Week Hourly Traffic	Average Week Profile
6:00 AM		16	12			14			14	
6:15 AM		10	14			12			12	
6:30 AM		18	13			16			16	
6:45 AM		30	25			28			28	
7:00 AM		41	40			41			41	
7:15 AM		37	51			44			44	
7:30 AM		57	59			58			58	
7:45 AM		83	72			78			78	
8:00 AM		103	94			99			99	
8:15 AM		112	119			116			116	
8:30 AM		104	96			100			100	
8:45 AM		101	91			96			96	
9:00 AM		71	76			74			74	
9:15 AM		71	70			71			71	
9:30 AM		72	63			68			68	
9:45 AM		75	61			68			68	
10:00 AM		75	74			75			75	
10:15 AM		61	60			61			61	
10:30 AM		65	59			62			62	
10:45 AM		60	65			63			63	
11:00 AM		63	58			61			61	
11:15 AM		66	57			62			62	
11:30 AM		53	66			60			60	
11:45 AM		76	79			78			78	
Day Total										
% Weekday Average										
% Week Average										
AM Peak Volume										
PM Peak Volume										
<i>Comments:</i>										

LOCATION: Grand Ave south of Oakland Ave (redo) SPECIFIC LOCATION: Grand Ave south of Oakland Ave (redo) CITY/STATE: Piedmont, CA						QC JOB #: 13746506 DIRECTION: NB DATE: Jun 07 2016 - Jun 08 2016				
Start Time	Mon 07-Jun-16	Tue 08-Jun-16	Wed 08-Jun-16	Thu	Fri	Average Weekday Hourly Traffic	Sat	Sun	Average Week Hourly Traffic	Average Week Profile
12:00 PM		68	61			65			65	
12:15 PM		69	81			75			75	
12:30 PM		83	73			78			78	
12:45 PM		90	88			89			89	
1:00 PM		96	88			92			92	
1:15 PM		93	61			77			77	
1:30 PM		69	78			74			74	
1:45 PM		77	82			80			80	
2:00 PM		77	77			77			77	
2:15 PM		83	72			78			78	
2:30 PM		83	90			87			87	
2:45 PM		80	84			82			82	
3:00 PM		96	80			88			88	
3:15 PM		90	83			87			87	
3:30 PM		92	94			93			93	
3:45 PM		84	81			83			83	
4:00 PM		92	92			92			92	
4:15 PM		99	99			99			99	
4:30 PM		108	118			113			113	
4:45 PM		103	86			95			95	
5:00 PM		111	106			109			109	
5:15 PM		96	92			94			94	
5:30 PM		90	79			85			85	
5:45 PM		101	95			98			98	
Day Total										
% Weekday Average										
% Week Average										
AM Peak Volume										
PM Peak Volume										
<i>Comments:</i>										

LOCATION: Grand Ave south of Oakland Ave (redo) SPECIFIC LOCATION: Grand Ave south of Oakland Ave (redo) CITY/STATE: Piedmont, CA						QC JOB #: 13746506 DIRECTION: NB DATE: Jun 07 2016 - Jun 08 2016				
Start Time	Mon 07-Jun-16	Tue 08-Jun-16	Wed 08-Jun-16	Thu	Fri	Average Weekday Hourly Traffic	Sat	Sun	Average Week Hourly Traffic	Average Week Profile
6:00 PM		94	63			79			79	
6:15 PM		81	64			73			73	
6:30 PM		92	87			90			90	
6:45 PM		77	65			71			71	
7:00 PM		63	62			63			63	
7:15 PM		66	49			58			58	
7:30 PM		55	43			49			49	
7:45 PM		47	43			45			45	
8:00 PM		40	36			38			38	
8:15 PM		33	53			43			43	
8:30 PM		50	49			50			50	
8:45 PM		24	44			34			34	
9:00 PM		35	45			40			40	
9:15 PM		31	31			31			31	
9:30 PM		40	28			34			34	
9:45 PM		22	26			24			24	
10:00 PM		29	21			25			25	
10:15 PM		17	22			20			20	
10:30 PM		17	20			19			19	
10:45 PM		13	9			11			11	
11:00 PM		9	20			15			15	
11:15 PM		3	9			6			6	
11:30 PM		14	9			12			12	
11:45 PM		7	8			8			8	
Day Total		4690	4515			4628			4628	
% Weekday Average		101.3%	97.6%							
% Week Average		101.3%	97.6%			100.0%				
AM Peak		8:15 AM	8:15 AM			8:15 AM			8:15 AM	
Volume		112	119			116			116	
PM Peak		5:00 PM	4:30 PM			4:30 PM			4:30 PM	
Volume		111	118			113			113	
<i>Comments:</i>										

LOCATION: Grand Ave south of Oakland Ave (redo) QC JOB #: 13746506 SPECIFIC LOCATION: Grand Ave south of Oakland Ave (redo) DIRECTION: NB CITY/STATE: Piedmont, CA DATE: Jun 07 2016															
Start Time	Motor-cycles	Cars & Trailer	2 Axle Long	Buses	2 Axle 6 Tire	3 Axle Single	4 Axle Single	<5 Axle Double	5 Axle Double	>6 Axle Double	<6 Axle Multi	6 Axle Multi	>6 Axle Multi	Not Classified	Total
12:00 AM	0	4	1	0	1	0	0	0	0	0	0	0	0	0	6
12:15 AM	0	4	1	0	0	0	0	0	0	0	0	0	0	0	5
12:30 AM	0	3	0	0	0	0	0	0	0	0	0	0	0	0	3
12:45 AM	0	1	3	0	0	0	0	0	0	0	0	0	0	0	4
1:00 AM	0	3	1	0	0	0	0	0	0	0	0	0	0	0	4
1:15 AM	0	1	1	0	0	0	0	0	0	0	0	0	0	2	4
1:30 AM	0	0	1	0	0	0	0	0	0	0	0	0	0	0	1
1:45 AM	0	1	0	0	0	0	0	0	0	0	0	0	0	0	1
2:00 AM	0	3	0	0	0	0	0	0	0	0	0	0	0	0	3
2:15 AM	0	0	2	0	0	0	0	0	0	0	0	0	0	0	2
2:30 AM	0	1	2	0	0	0	0	0	0	0	0	0	0	0	3
2:45 AM	0	1	1	0	0	0	0	0	0	0	0	0	0	0	2
3:00 AM	0	1	0	0	0	0	0	0	0	0	0	0	0	0	1
3:15 AM	0	2	0	0	0	0	0	0	0	0	0	0	0	0	2
3:30 AM	0	1	0	0	0	0	0	0	0	0	0	0	0	0	1
3:45 AM	0	0	0	0	0	0	0	0	0	0	0	0	0	0	0
4:00 AM	0	0	0	0	0	0	0	0	0	0	0	0	0	0	0
4:15 AM	0	0	0	0	0	0	0	0	0	0	0	0	0	0	0
4:30 AM	0	2	0	0	0	0	0	0	0	0	0	0	0	0	2
4:45 AM	0	2	0	0	0	0	0	0	0	0	0	0	0	0	2
5:00 AM	0	3	0	0	0	0	0	0	0	0	0	0	0	0	3
5:15 AM	0	5	2	0	0	0	0	0	0	0	0	0	0	0	7
5:30 AM	0	10	1	0	0	0	0	0	0	0	0	0	0	0	11
5:45 AM	0	9	2	0	2	1	0	0	0	0	0	0	0	0	14
Day Total															
Percent															
AM Peak															
Volume															
PM Peak															
Volume															
Comments:															

LOCATION: Grand Ave south of Oakland Ave (redo) QC JOB #: 13746506 SPECIFIC LOCATION: Grand Ave south of Oakland Ave (redo) DIRECTION: NB CITY/STATE: Piedmont, CA DATE: Jun 07 2016															
Start Time	Motor-cycles	Cars & Trailer	2 Axle Long	Buses	2 Axle 6 Tire	3 Axle Single	4 Axle Single	<5 Axle Double	5 Axle Double	>6 Axle Double	<6 Axle Multi	6 Axle Multi	>6 Axle Multi	Not Classified	Total
6:00 AM	1	10	2	0	0	0	0	0	0	0	0	0	0	3	16
6:15 AM	0	8	0	0	1	0	0	0	0	0	0	0	0	1	10
6:30 AM	1	14	1	1	0	1	0	0	0	0	0	0	0	0	18
6:45 AM	0	22	3	1	3	0	0	0	0	0	0	0	0	1	30
7:00 AM	0	31	10	0	0	0	0	0	0	0	0	0	0	0	41
7:15 AM	0	32	5	0	0	0	0	0	0	0	0	0	0	0	37
7:30 AM	0	38	15	1	1	0	0	0	0	0	0	0	0	2	57
7:45 AM	0	51	19	0	5	0	0	2	0	0	0	0	0	6	83
8:00 AM	1	71	18	0	3	1	0	0	0	0	0	0	0	9	103
8:15 AM	0	77	23	0	2	0	0	1	0	0	0	0	0	9	112
8:30 AM	3	65	18	0	6	0	0	0	0	0	0	0	0	12	104
8:45 AM	2	72	17	0	5	0	0	0	0	0	0	0	0	5	101
9:00 AM	0	50	14	0	3	0	0	0	0	0	0	0	0	4	71
9:15 AM	1	43	19	0	3	1	0	0	0	0	0	0	0	4	71
9:30 AM	1	45	21	1	2	0	0	1	0	0	0	0	0	1	72
9:45 AM	2	47	17	0	3	0	0	0	0	0	0	0	0	6	75
10:00 AM	0	46	20	0	5	0	0	0	0	0	0	0	0	4	75
10:15 AM	0	35	18	0	6	0	0	0	0	0	0	0	0	2	61
10:30 AM	0	43	13	0	7	0	0	0	0	0	0	0	0	2	65
10:45 AM	0	36	16	0	4	0	0	0	0	0	0	0	0	4	60
11:00 AM	0	43	13	0	5	0	0	0	0	0	0	0	0	2	63
11:15 AM	0	40	11	3	7	0	0	0	0	0	0	0	0	5	66
11:30 AM	0	34	11	0	1	0	0	0	0	0	0	0	0	7	53
11:45 AM	1	53	16	0	3	0	0	0	0	0	0	0	0	3	76
Day Total															
Percent															
AM Peak															
Volume															
PM Peak															
Volume															
Comments:															

LOCATION: Grand Ave south of Oakland Ave (redo) SPECIFIC LOCATION: Grand Ave south of Oakland Ave (redo) CITY/STATE: Piedmont, CA														QC JOB #: 13746506 DIRECTION: NB DATE: Jun 07 2016	
Start Time	Motor-cycles	Cars & Trailer	2 Axle Long	Buses	2 Axle 6 Tire	3 Axle Single	4 Axle Single	<5 Axle Double	5 Axle Double	>6 Axle Double	<6 Axle Multi	6 Axle Multi	>6 Axle Multi	Not Classified	Total
12:00 PM	1	44	15	0	2	1	0	0	0	0	0	0	0	5	68
12:15 PM	0	43	13	0	4	0	0	1	0	0	0	0	0	8	69
12:30 PM	0	52	16	0	6	0	0	0	0	0	0	0	0	9	83
12:45 PM	0	63	15	0	2	0	0	0	0	0	0	0	0	10	90
1:00 PM	1	54	18	0	5	0	0	0	0	0	0	0	0	18	96
1:15 PM	0	58	16	1	6	0	0	0	0	0	0	0	0	12	93
1:30 PM	0	47	12	0	4	0	0	0	0	0	0	0	0	6	69
1:45 PM	0	55	14	0	2	0	0	0	0	0	0	0	0	6	77
2:00 PM	0	45	14	0	5	0	0	0	0	0	0	0	0	13	77
2:15 PM	0	63	14	0	2	0	0	0	0	0	0	0	0	4	83
2:30 PM	1	54	17	0	2	0	0	0	0	0	0	0	0	9	83
2:45 PM	0	54	15	0	2	0	0	0	0	0	0	0	0	9	80
3:00 PM	1	43	25	0	7	0	0	1	0	0	0	0	0	19	96
3:15 PM	2	53	21	0	2	1	0	0	0	0	0	0	0	11	90
3:30 PM	3	52	18	0	4	0	0	1	0	0	0	0	0	14	92
3:45 PM	1	54	17	0	3	0	0	2	0	0	0	0	0	7	84
4:00 PM	0	60	20	0	3	0	0	0	0	0	0	0	0	9	92
4:15 PM	2	71	15	0	6	0	0	0	0	0	0	0	0	5	99
4:30 PM	0	68	10	0	6	1	0	0	0	0	0	0	0	23	108
4:45 PM	1	61	19	0	3	1	0	0	0	0	0	0	0	18	103
5:00 PM	3	64	14	0	4	0	0	1	0	0	0	0	0	25	111
5:15 PM	1	60	14	0	1	0	0	0	1	0	0	0	0	19	96
5:30 PM	2	54	17	0	5	1	0	1	0	0	0	0	0	10	90
5:45 PM	1	77	7	0	4	1	0	0	0	0	0	0	0	11	101
Day Total															
Percent															
AM Peak Volume															
PM Peak Volume															
Comments:															

LOCATION: Grand Ave south of Oakland Ave (redo) SPECIFIC LOCATION: Grand Ave south of Oakland Ave (redo) CITY/STATE: Piedmont, CA														QC JOB #: 13746506 DIRECTION: NB DATE: Jun 07 2016	
Start Time	Motor-cycles	Cars & Trailer	2 Axle Long	Buses	2 Axle 6 Tire	3 Axle Single	4 Axle Single	<5 Axle Double	5 Axle Double	>6 Axle Double	<6 Axle Multi	6 Axle Multi	>6 Axle Multi	Not Classified	Total
6:00 PM	0	52	17	0	1	1	0	2	0	0	0	0	0	21	94
6:15 PM	0	48	15	0	3	1	0	1	0	0	0	0	0	13	81
6:30 PM	1	74	12	0	0	1	0	0	0	0	0	0	0	4	92
6:45 PM	0	59	11	0	1	1	0	0	0	0	0	0	0	5	77
7:00 PM	0	50	8	0	3	0	0	0	0	0	0	0	0	2	63
7:15 PM	0	50	13	0	0	0	0	0	0	0	0	0	0	3	66
7:30 PM	0	44	10	0	0	0	0	1	0	0	0	0	0	0	55
7:45 PM	0	34	8	0	0	0	0	0	0	0	0	0	0	5	47
8:00 PM	1	27	9	0	0	0	0	0	0	0	0	0	0	3	40
8:15 PM	0	29	4	0	0	0	0	0	0	0	0	0	0	0	33
8:30 PM	0	42	7	0	1	0	0	0	0	0	0	0	0	0	50
8:45 PM	0	19	5	0	0	0	0	0	0	0	0	0	0	0	24
9:00 PM	1	23	7	0	1	0	0	0	0	0	0	0	0	3	35
9:15 PM	0	29	2	0	0	0	0	0	0	0	0	0	0	0	31
9:30 PM	0	34	3	0	1	0	0	0	0	0	0	0	0	2	40
9:45 PM	0	18	2	0	0	0	0	0	0	0	0	0	0	2	22
10:00 PM	1	25	3	0	0	0	0	0	0	0	0	0	0	0	29
10:15 PM	0	12	5	0	0	0	0	0	0	0	0	0	0	0	17
10:30 PM	1	9	7	0	0	0	0	0	0	0	0	0	0	0	17
10:45 PM	0	12	1	0	0	0	0	0	0	0	0	0	0	0	13
11:00 PM	0	8	1	0	0	0	0	0	0	0	0	0	0	0	9
11:15 PM	0	3	0	0	0	0	0	0	0	0	0	0	0	0	3
11:30 PM	1	11	2	0	0	0	0	0	0	0	0	0	0	0	14
11:45 PM	0	6	1	0	0	0	0	0	0	0	0	0	0	0	7
Day Total	39	3130	867	8	179	14	0	15	1	0	0	0	0	437	4690
Percent	0.8%	66.7%	18.5%	0.2%	3.8%	0.3%	0.0%	0.3%	0.0%	0.0%	0.0%	0.0%	0.0%	9.3%	
ADT 4690															
AM Peak	8:30 AM	8:15 AM	8:15 AM	11:15 AM	10:30 AM	5:45 AM		7:45 AM						8:30 AM	8:15 AM
Volume	3	77	23	3	7	1		2						12	112
PM Peak	3:30 PM	5:45 PM	3:00 PM	1:15 PM	3:00 PM	12:00 PM		3:45 PM	5:15 PM					5:00 PM	5:00 PM
Volume	3	77	25	1	7	1		2	1					25	111
<i>Comments:</i>															

LOCATION: Grand Ave south of Oakland Ave (redo) SPECIFIC LOCATION: Grand Ave south of Oakland Ave (redo) CITY/STATE: Piedmont, CA														QC JOB #: 13746506 DIRECTION: NB DATE: Jun 08 2016	
Start Time	Motor-cycles	Cars & Trailer	2 Axle Long	Buses	2 Axle 6 Tire	3 Axle Single	4 Axle Single	<5 Axle Double	5 Axle Double	>6 Axle Double	<6 Axle Multi	6 Axle Multi	>6 Axle Multi	Not Classified	Total
12:00 AM	0	3	0	0	0	0	0	0	0	0	0	0	0	0	3
12:15 AM	0	3	0	0	0	0	0	0	0	0	0	0	0	1	4
12:30 AM	0	4	0	0	0	0	0	0	0	0	0	0	0	0	4
12:45 AM	0	2	1	0	0	0	0	0	0	0	0	0	0	0	3
1:00 AM	0	1	1	0	0	0	0	0	0	0	0	0	0	0	2
1:15 AM	0	5	2	0	0	0	0	0	0	0	0	0	0	0	7
1:30 AM	0	2	0	0	0	0	0	0	0	0	0	0	0	0	2
1:45 AM	0	1	0	0	0	0	0	0	0	0	0	0	0	0	1
2:00 AM	0	5	0	0	0	0	0	0	0	0	0	0	0	0	5
2:15 AM	0	2	0	0	0	0	0	0	0	0	0	0	0	0	2
2:30 AM	0	1	1	0	0	0	0	0	0	0	0	0	0	0	2
2:45 AM	0	1	4	0	0	0	0	0	0	0	0	0	0	0	5
3:00 AM	0	0	1	0	0	0	0	0	0	0	0	0	0	0	1
3:15 AM	0	1	0	0	0	0	0	0	0	0	0	0	0	0	1
3:30 AM	0	0	1	0	0	0	0	0	0	0	0	0	0	0	1
3:45 AM	0	0	0	0	0	0	0	0	0	0	0	0	0	0	0
4:00 AM	0	2	1	0	0	0	0	0	0	0	0	0	0	0	3
4:15 AM	0	1	2	0	1	0	0	0	0	0	0	0	0	0	4
4:30 AM	0	2	0	0	0	0	0	0	0	0	0	0	0	0	2
4:45 AM	0	1	0	0	0	0	0	0	0	0	0	0	0	0	1
5:00 AM	0	6	0	0	0	0	0	0	0	0	0	0	0	0	6
5:15 AM	0	4	1	0	1	0	0	0	0	0	0	0	0	0	6
5:30 AM	0	5	2	0	1	0	0	0	0	0	0	0	0	1	9
5:45 AM	0	17	4	0	0	0	0	0	0	0	0	0	0	0	21
Day Total															
Percent															
AM Peak															
Volume															
PM Peak															
Volume															
Comments:															

LOCATION: Grand Ave south of Oakland Ave (redo) SPECIFIC LOCATION: Grand Ave south of Oakland Ave (redo) CITY/STATE: Piedmont, CA														QC JOB #: 13746506 DIRECTION: NB DATE: Jun 08 2016	
Start Time	Motor-cycles	Cars & Trailer	2 Axle Long	Buses	2 Axle 6 Tire	3 Axle Single	4 Axle Single	<5 Axle Double	5 Axle Double	>6 Axle Double	<6 Axle Multi	6 Axle Multi	>6 Axle Multi	Not Classified	Total
6:00 AM	0	10	1	0	1	0	0	0	0	0	0	0	0	0	12
6:15 AM	0	9	2	0	1	0	0	0	0	0	0	0	0	2	14
6:30 AM	1	8	1	1	0	1	0	0	0	0	0	0	0	1	13
6:45 AM	0	17	8	0	0	0	0	0	0	0	0	0	0	0	25
7:00 AM	0	32	6	0	2	0	0	0	0	0	0	0	0	0	40
7:15 AM	0	38	10	0	2	0	0	0	0	0	0	0	0	1	51
7:30 AM	0	37	10	0	6	0	0	0	0	0	0	0	0	6	59
7:45 AM	0	54	14	0	3	0	0	0	0	0	0	0	0	1	72
8:00 AM	0	64	22	0	2	0	0	1	0	0	0	0	0	5	94
8:15 AM	1	70	26	1	2	0	0	0	0	0	0	0	0	19	119
8:30 AM	0	64	17	0	4	0	0	0	0	0	0	0	0	11	96
8:45 AM	1	57	27	0	0	0	0	0	0	0	0	0	0	6	91
9:00 AM	0	49	17	1	5	0	0	0	0	0	0	0	0	4	76
9:15 AM	0	46	16	0	7	0	0	0	0	0	0	0	0	1	70
9:30 AM	1	40	12	1	6	0	0	0	1	0	0	0	0	2	63
9:45 AM	3	41	11	0	3	0	0	0	0	0	0	0	0	3	61
10:00 AM	0	47	15	0	8	0	0	0	0	0	0	0	0	4	74
10:15 AM	0	36	15	0	4	0	0	0	0	0	0	0	0	5	60
10:30 AM	0	36	15	0	5	1	0	1	0	0	0	0	0	1	59
10:45 AM	1	44	14	0	3	0	0	1	0	0	0	0	0	2	65
11:00 AM	2	39	8	0	3	0	0	1	0	0	0	0	0	5	58
11:15 AM	1	37	12	0	3	0	0	0	0	0	0	0	0	4	57
11:30 AM	0	38	20	0	4	0	0	0	0	0	0	0	0	4	66
11:45 AM	1	41	24	0	7	0	0	0	0	0	0	0	0	6	79
Day Total															
Percent															
AM Peak Volume															
PM Peak Volume															
Comments:															

LOCATION: Grand Ave south of Oakland Ave (redo) SPECIFIC LOCATION: Grand Ave south of Oakland Ave (redo) CITY/STATE: Piedmont, CA														QC JOB #: 13746506 DIRECTION: NB DATE: Jun 08 2016	
Start Time	Motor-cycles	Cars & Trailer	2 Axle Long	Buses	2 Axle 6 Tire	3 Axle Single	4 Axle Single	<5 Axle Double	5 Axle Double	>6 Axle Double	<6 Axle Multi	6 Axle Multi	>6 Axle Multi	Not Classified	Total
12:00 PM	1	43	10	0	2	0	0	0	0	0	0	0	0	5	61
12:15 PM	0	54	22	0	3	0	0	0	0	0	0	0	0	2	81
12:30 PM	0	52	18	0	1	0	0	0	0	0	0	0	0	2	73
12:45 PM	1	60	21	0	2	0	0	0	0	0	0	0	0	4	88
1:00 PM	2	51	17	0	7	0	0	0	0	0	0	0	0	11	88
1:15 PM	0	42	7	1	3	1	0	0	0	0	0	0	0	7	61
1:30 PM	0	59	8	0	6	0	0	1	0	0	0	0	0	4	78
1:45 PM	0	53	19	0	2	0	0	0	0	0	0	0	0	8	82
2:00 PM	1	46	20	0	6	0	0	0	0	0	0	0	0	4	77
2:15 PM	0	42	19	0	4	0	0	0	0	0	0	0	0	7	72
2:30 PM	1	55	14	0	5	0	0	3	0	0	0	0	0	12	90
2:45 PM	0	58	12	0	5	0	0	0	0	0	0	0	0	9	84
3:00 PM	0	55	15	0	1	0	0	0	0	0	0	0	0	9	80
3:15 PM	2	53	14	0	1	0	0	1	0	0	0	0	0	12	83
3:30 PM	0	53	25	0	6	0	0	0	0	0	0	0	0	10	94
3:45 PM	1	47	13	0	0	0	0	2	0	0	0	0	0	18	81
4:00 PM	5	46	14	0	2	2	0	0	0	0	0	0	0	23	92
4:15 PM	0	52	18	0	4	0	0	0	0	0	0	0	0	25	99
4:30 PM	2	62	21	0	2	0	0	0	0	0	0	0	0	31	118
4:45 PM	0	60	14	0	6	0	0	1	0	0	0	0	0	5	86
5:00 PM	0	68	15	0	1	1	0	0	0	0	0	0	0	21	106
5:15 PM	1	52	17	0	2	0	0	0	0	0	0	0	0	20	92
5:30 PM	3	45	12	0	3	0	0	0	0	0	0	0	0	16	79
5:45 PM	2	53	10	0	1	2	0	0	0	0	0	0	0	27	95
Day Total															
Percent															
AM Peak Volume															
PM Peak Volume															
Comments:															

LOCATION: Grand Ave south of Oakland Ave (redo) SPECIFIC LOCATION: Grand Ave south of Oakland Ave (redo) CITY/STATE: Piedmont, CA														QC JOB #: 13746506 DIRECTION: NB DATE: Jun 08 2016	
Start Time	Motor-cycles	Cars & Trailer	2 Axle Long	Buses	2 Axle 6 Tire	3 Axle Single	4 Axle Single	<5 Axle Double	5 Axle Double	>6 Axle Double	<6 Axle Multi	6 Axle Multi	>6 Axle Multi	Not Classified	Total
6:00 PM	0	41	11	0	1	0	0	0	0	0	0	0	0	10	63
6:15 PM	1	42	10	0	0	0	0	0	0	0	0	0	0	11	64
6:30 PM	1	63	14	0	2	0	0	1	0	0	0	0	0	6	87
6:45 PM	0	46	16	0	1	0	0	0	0	0	0	0	0	2	65
7:00 PM	0	50	8	0	0	0	0	0	0	0	0	0	0	4	62
7:15 PM	0	39	6	0	1	0	0	0	0	0	0	0	0	3	49
7:30 PM	0	32	8	0	0	0	0	0	0	0	0	0	0	3	43
7:45 PM	0	32	6	0	0	0	0	1	0	0	0	0	0	4	43
8:00 PM	0	28	5	0	0	0	0	0	0	0	0	0	0	3	36
8:15 PM	2	37	10	0	1	0	0	0	0	0	0	0	0	3	53
8:30 PM	0	41	7	0	0	0	0	0	0	0	0	0	0	1	49
8:45 PM	0	34	8	0	0	0	0	0	0	0	0	0	0	2	44
9:00 PM	0	34	9	0	0	0	0	0	0	0	0	0	0	2	45
9:15 PM	0	21	10	0	0	0	0	0	0	0	0	0	0	0	31
9:30 PM	0	21	7	0	0	0	0	0	0	0	0	0	0	0	28
9:45 PM	0	19	5	0	1	0	0	0	0	0	0	0	0	1	26
10:00 PM	0	19	2	0	0	0	0	0	0	0	0	0	0	0	21
10:15 PM	1	18	3	0	0	0	0	0	0	0	0	0	0	0	22
10:30 PM	0	14	5	0	0	0	0	0	0	0	0	0	0	1	20
10:45 PM	0	7	0	0	0	0	0	0	0	0	0	0	0	2	9
11:00 PM	0	18	2	0	0	0	0	0	0	0	0	0	0	0	20
11:15 PM	0	9	0	0	0	0	0	0	0	0	0	0	0	0	9
11:30 PM	0	5	3	0	0	0	0	0	0	0	0	0	0	1	9
11:45 PM	0	6	2	0	0	0	0	0	0	0	0	0	0	0	8
Day Total	39	2960	876	5	166	8	0	14	1	0	0	0	0	446	4515
Percent	0.9%	65.6%	19.4%	0.1%	3.7%	0.2%	0.0%	0.3%	0.0%	0.0%	0.0%	0.0%	0.0%	9.9%	
ADT 4515															
AM Peak	9:45 AM	8:15 AM	8:45 AM	6:30 AM	10:00 AM	6:30 AM		8:00 AM	9:30 AM					8:15 AM	8:15 AM
Volume	3	70	27	1	8	1		1	1					19	119
PM Peak	4:00 PM	5:00 PM	3:30 PM	1:15 PM	1:00 PM	4:00 PM		2:30 PM						4:30 PM	4:30 PM
Volume	5	68	25	1	7	2		3						31	118
<i>Comments:</i>															

LOCATION: Grand Ave south of Oakland Ave (redo)													QC JOB #: 13746506		
SPECIFIC LOCATION: Grand Ave south of Oakland Ave (redo)													DIRECTION: NB		
CITY/STATE: Piedmont, CA													DATE: Jun 07 2016 - Jun 08 2016		
Start Time	Motor-cycles	Cars & Trailer	2 Axle Long	Buses	2 Axle 6 Tire	3 Axle Single	4 Axle Single	<5 Axle Double	5 Axle Double	>6 Axle Double	<6 Axle Multi	6 Axle Multi	>6 Axle Multi	Not Classified	Total
Grand Total	78	6090	1743	13	345	22	0	29	2	0	0	0	0	883	9205
Percent	0.8%	66.2%	18.9%	0.1%	3.7%	0.2%	0.0%	0.3%	0.0%	0.0%	0.0%	0.0%	0.0%	9.6%	
ADT 4602															
<i>Comments:</i>															



LOCATION: Grand Ave south of Oakland Ave (redo) SPECIFIC LOCATION: Grand Ave south of Oakland Ave (redo) CITY/STATE: Piedmont, CA															QC JOB #: 13746506 DIRECTION: NB DATE: Jun 07 2016		
Start Time	15	20	25	30	35	40	45	50	55	60	65	70	75	999	Total	Pace Speed	Number in Pace
12:00 AM	0	0	1	0	0	3	1	1	0	0	0	0	0	0	6	36-45	4
12:15 AM	0	0	0	1	2	2	0	0	0	0	0	0	0	0	5	31-40	4
12:30 AM	0	0	1	1	0	1	0	0	0	0	0	0	0	0	3	21-30	2
12:45 AM	0	0	0	1	3	0	0	0	0	0	0	0	0	0	4	26-35	4
1:00 AM	0	0	0	1	2	1	0	0	0	0	0	0	0	0	4	31-40	3
1:15 AM	2	0	0	1	1	0	0	0	0	0	0	0	0	0	4	26-35	2
1:30 AM	0	0	0	0	1	0	0	0	0	0	0	0	0	0	1	26-35	1
1:45 AM	0	0	0	0	0	1	0	0	0	0	0	0	0	0	1	31-40	1
2:00 AM	0	0	0	0	3	0	0	0	0	0	0	0	0	0	3	26-35	3
2:15 AM	0	0	1	0	0	0	1	0	0	0	0	0	0	0	2	16-25	1
2:30 AM	0	0	0	1	1	0	0	1	0	0	0	0	0	0	3	26-35	2
2:45 AM	0	0	0	0	1	1	0	0	0	0	0	0	0	0	2	31-40	2
3:00 AM	0	0	0	0	1	0	0	0	0	0	0	0	0	0	1	26-35	1
3:15 AM	0	0	0	1	1	0	0	0	0	0	0	0	0	0	2	26-35	2
3:30 AM	0	0	0	0	0	0	0	0	1	0	0	0	0	0	1	46-55	1
3:45 AM	0	0	0	0	0	0	0	0	0	0	0	0	0	0	0	1-10	0
4:00 AM	0	0	0	0	0	0	0	0	0	0	0	0	0	0	0	1-10	0
4:15 AM	0	0	0	0	0	0	0	0	0	0	0	0	0	0	0	1-10	0
4:30 AM	0	0	1	0	0	0	1	0	0	0	0	0	0	0	2	16-25	1
4:45 AM	0	0	1	0	1	0	0	0	0	0	0	0	0	0	2	16-25	1
5:00 AM	1	1	0	0	0	0	1	0	0	0	0	0	0	0	3	15-24	1
5:15 AM	0	0	0	0	3	1	1	1	1	0	0	0	0	0	7	31-40	4
5:30 AM	0	2	0	1	5	2	1	0	0	0	0	0	0	0	11	31-40	7
5:45 AM	1	2	0	3	4	2	2	0	0	0	0	0	0	0	14	26-35	7
Day Total																	
Percent																	
AM Peak Volume																	
PM Peak Volume																	
Comments:																	

LOCATION: Grand Ave south of Oakland Ave (redo) SPECIFIC LOCATION: Grand Ave south of Oakland Ave (redo) CITY/STATE: Piedmont, CA															QC JOB #: 13746506 DIRECTION: NB DATE: Jun 07 2016		
Start Time	15	20	25	30	35	40	45	50	55	60	65	70	75	999	Total	Pace Speed	Number in Pace
6:00 AM	4	0	1	4	4	2	1	0	0	0	0	0	0	0	16	26-35	8
6:15 AM	1	0	1	0	5	3	0	0	0	0	0	0	0	0	10	31-40	7
6:30 AM	1	1	1	6	7	2	0	0	0	0	0	0	0	0	18	27-36	12
6:45 AM	1	0	0	15	10	3	0	1	0	0	0	0	0	0	30	26-35	25
7:00 AM	0	0	3	15	15	7	1	0	0	0	0	0	0	0	41	26-35	30
7:15 AM	1	1	2	13	16	3	1	0	0	0	0	0	0	0	37	26-35	29
7:30 AM	2	4	10	25	13	3	0	0	0	0	0	0	0	0	57	26-35	37
7:45 AM	6	6	21	33	16	1	0	0	0	0	0	0	0	0	83	21-30	53
8:00 AM	20	20	25	20	17	1	0	0	0	0	0	0	0	0	103	16-25	45
8:15 AM	22	9	33	39	9	0	0	0	0	0	0	0	0	0	112	21-30	72
8:30 AM	20	20	30	26	6	2	0	0	0	0	0	0	0	0	104	21-30	56
8:45 AM	12	6	28	38	16	1	0	0	0	0	0	0	0	0	101	21-30	65
9:00 AM	4	4	16	32	12	3	0	0	0	0	0	0	0	0	71	21-30	48
9:15 AM	4	6	8	36	16	1	0	0	0	0	0	0	0	0	71	26-35	52
9:30 AM	2	4	17	32	15	2	0	0	0	0	0	0	0	0	72	21-30	49
9:45 AM	8	0	13	29	25	0	0	0	0	0	0	0	0	0	75	26-35	54
10:00 AM	6	1	14	30	19	4	1	0	0	0	0	0	0	0	75	26-35	48
10:15 AM	2	2	9	35	12	1	0	0	0	0	0	0	0	0	61	26-35	47
10:30 AM	3	4	10	35	9	4	0	0	0	0	0	0	0	0	65	21-30	45
10:45 AM	3	3	6	29	15	4	0	0	0	0	0	0	0	0	60	26-35	44
11:00 AM	3	5	8	25	18	3	1	0	0	0	0	0	0	0	63	26-35	42
11:15 AM	5	2	9	29	19	2	0	0	0	0	0	0	0	0	66	26-35	47
11:30 AM	7	1	5	23	15	2	0	0	0	0	0	0	0	0	53	26-35	38
11:45 AM	4	3	19	27	16	6	1	0	0	0	0	0	0	0	76	21-30	46
Day Total																	
Percent																	
AM Peak Volume																	
PM Peak Volume																	
Comments:																	

LOCATION: Grand Ave south of Oakland Ave (redo) SPECIFIC LOCATION: Grand Ave south of Oakland Ave (redo) CITY/STATE: Piedmont, CA															QC JOB #: 13746506 DIRECTION: NB DATE: Jun 07 2016		
Start Time	1 15	16 20	21 25	26 30	31 35	36 40	41 45	46 50	51 55	56 60	61 65	66 70	71 75	76 999	Total	Pace Speed	Number in Pace
12:00 PM	5	1	14	25	19	4	0	0	0	0	0	0	0	0	68	26-35	43
12:15 PM	8	2	5	26	21	7	0	0	0	0	0	0	0	0	69	26-35	47
12:30 PM	10	7	14	22	24	6	0	0	0	0	0	0	0	0	83	26-35	45
12:45 PM	10	3	10	44	18	5	0	0	0	0	0	0	0	0	90	26-35	61
1:00 PM	18	2	9	46	20	1	0	0	0	0	0	0	0	0	96	26-35	66
1:15 PM	12	1	20	33	21	5	1	0	0	0	0	0	0	0	93	26-35	54
1:30 PM	6	2	8	26	25	1	1	0	0	0	0	0	0	0	69	26-35	51
1:45 PM	7	7	6	34	21	2	0	0	0	0	0	0	0	0	77	26-35	55
2:00 PM	13	2	12	31	14	5	0	0	0	0	0	0	0	0	77	26-35	44
2:15 PM	4	2	18	34	24	1	0	0	0	0	0	0	0	0	83	26-35	57
2:30 PM	9	5	14	41	14	0	0	0	0	0	0	0	0	0	83	21-30	55
2:45 PM	11	4	11	30	21	3	0	0	0	0	0	0	0	0	80	26-35	51
3:00 PM	24	14	14	35	5	4	0	0	0	0	0	0	0	0	96	21-30	49
3:15 PM	20	9	15	27	16	2	1	0	0	0	0	0	0	0	90	26-35	43
3:30 PM	23	11	19	28	9	1	1	0	0	0	0	0	0	0	92	21-30	46
3:45 PM	12	9	21	32	6	4	0	0	0	0	0	0	0	0	84	21-30	53
4:00 PM	10	11	12	38	18	3	0	0	0	0	0	0	0	0	92	26-35	55
4:15 PM	9	8	24	40	14	4	0	0	0	0	0	0	0	0	99	21-30	64
4:30 PM	34	11	29	27	6	1	0	0	0	0	0	0	0	0	108	21-30	56
4:45 PM	29	9	27	28	9	1	0	0	0	0	0	0	0	0	103	21-30	54
5:00 PM	30	17	28	31	5	0	0	0	0	0	0	0	0	0	111	21-30	59
5:15 PM	27	13	24	21	9	2	0	0	0	0	0	0	0	0	96	21-30	45
5:30 PM	11	10	15	37	13	4	0	0	0	0	0	0	0	0	90	21-30	52
5:45 PM	18	17	26	28	12	0	0	0	0	0	0	0	0	0	101	21-30	53
Day Total																	
Percent																	
AM Peak																	
Volume																	
PM Peak																	
Volume																	
Comments:																	

LOCATION: Grand Ave south of Oakland Ave (redo) SPECIFIC LOCATION: Grand Ave south of Oakland Ave (redo) CITY/STATE: Piedmont, CA															QC JOB #: 13746506 DIRECTION: NB DATE: Jun 07 2016		
Start Time	1 15	16 20	21 25	26 30	31 35	36 40	41 45	46 50	51 55	56 60	61 65	66 70	71 75	76 999	Total	Pace Speed	Number in Pace
6:00 PM	25	10	31	19	5	4	0	0	0	0	0	0	0	0	94	21-30	49
6:15 PM	19	11	10	24	14	3	0	0	0	0	0	0	0	0	81	26-35	37
6:30 PM	8	9	19	33	14	6	3	0	0	0	0	0	0	0	92	21-30	51
6:45 PM	11	13	16	28	9	0	0	0	0	0	0	0	0	0	77	21-30	43
7:00 PM	3	2	10	28	16	4	0	0	0	0	0	0	0	0	63	26-35	44
7:15 PM	4	5	2	36	19	0	0	0	0	0	0	0	0	0	66	26-35	54
7:30 PM	0	5	6	22	19	3	0	0	0	0	0	0	0	0	55	26-35	40
7:45 PM	5	2	3	18	16	3	0	0	0	0	0	0	0	0	47	26-35	34
8:00 PM	6	0	1	16	14	3	0	0	0	0	0	0	0	0	40	26-35	29
8:15 PM	0	1	2	13	12	4	1	0	0	0	0	0	0	0	33	26-35	24
8:30 PM	2	3	4	20	14	7	0	0	0	0	0	0	0	0	50	26-35	33
8:45 PM	0	1	1	12	6	4	0	0	0	0	0	0	0	0	24	26-35	18
9:00 PM	3	2	3	7	15	5	0	0	0	0	0	0	0	0	35	26-35	22
9:15 PM	1	0	4	17	6	2	0	1	0	0	0	0	0	0	31	26-35	23
9:30 PM	2	0	2	21	10	5	0	0	0	0	0	0	0	0	40	26-35	31
9:45 PM	2	1	1	9	5	2	2	0	0	0	0	0	0	0	22	26-35	14
10:00 PM	0	1	1	10	9	7	1	0	0	0	0	0	0	0	29	26-35	19
10:15 PM	0	0	0	1	13	3	0	0	0	0	0	0	0	0	17	31-40	16
10:30 PM	0	0	0	5	7	4	0	1	0	0	0	0	0	0	17	31-40	11
10:45 PM	1	0	1	2	3	4	1	1	0	0	0	0	0	0	13	31-40	7
11:00 PM	0	0	2	0	3	2	2	0	0	0	0	0	0	0	9	31-40	5
11:15 PM	0	0	0	2	1	0	0	0	0	0	0	0	0	0	3	26-35	3
11:30 PM	0	1	0	4	4	3	2	0	0	0	0	0	0	0	14	26-35	8
11:45 PM	0	0	0	1	3	1	2	0	0	0	0	0	0	0	7	26-35	4
Day Total	597	351	808	1719	955	219	32	7	2	0	0	0	0	0	4690	26-35	2674
Percent	12.7%	7.5%	17.2%	36.7%	20.4%	4.7%	0.7%	0.1%	0.0%	0.0%	0.0%	0.0%	0.0%	0.0%			
ADT 4690																	
AM Peak Volume	8:15 AM	8:00 AM	8:15 AM	8:15 AM	9:45 AM	7:00 AM	5:45 AM	12:00 AM	3:30 AM						8:15 AM		
	22	20	33	39	25	7	2	1	1						112		
PM Peak Volume	4:30 PM	5:00 PM	6:00 PM	1:00 PM	1:30 PM	12:15 PM	6:30 PM	9:15 PM						5:00 PM			
	34	17	31	46	25	7	3	1						111			
<i>Comments:</i>																	

LOCATION: Grand Ave south of Oakland Ave (redo) SPECIFIC LOCATION: Grand Ave south of Oakland Ave (redo) CITY/STATE: Piedmont, CA															QC JOB #: 13746506 DIRECTION: NB DATE: Jun 08 2016		
Start Time	15	16	21	26	31	36	41	46	51	56	61	66	71	76	Total	Pace Speed	Number in Pace
	15	20	25	30	35	40	45	50	55	60	65	70	75	999			
12:00 AM	0	0	0	2	1	0	0	0	0	0	0	0	0	0	3	26-35	3
12:15 AM	1	0	0	1	1	0	0	1	0	0	0	0	0	0	4	26-35	2
12:30 AM	0	0	0	1	0	2	0	1	0	0	0	0	0	0	4	31-40	2
12:45 AM	0	0	0	1	2	0	0	0	0	0	0	0	0	0	3	26-35	3
1:00 AM	0	0	0	0	2	0	0	0	0	0	0	0	0	0	2	26-35	2
1:15 AM	0	0	0	2	3	1	1	0	0	0	0	0	0	0	7	30-39	4
1:30 AM	0	0	0	0	1	1	0	0	0	0	0	0	0	0	2	31-40	2
1:45 AM	0	0	0	0	1	0	0	0	0	0	0	0	0	0	1	26-35	1
2:00 AM	0	0	0	1	1	3	0	0	0	0	0	0	0	0	5	31-40	4
2:15 AM	0	0	0	1	0	0	1	0	0	0	0	0	0	0	2	21-30	1
2:30 AM	0	0	0	1	1	0	0	0	0	0	0	0	0	0	2	26-35	2
2:45 AM	0	1	0	0	2	0	0	1	1	0	0	0	0	0	5	46-55	2
3:00 AM	0	0	0	0	0	0	0	0	1	0	0	0	0	0	1	46-55	1
3:15 AM	0	0	0	1	0	0	0	0	0	0	0	0	0	0	1	21-30	1
3:30 AM	0	0	0	1	0	0	0	0	0	0	0	0	0	0	1	21-30	1
3:45 AM	0	0	0	0	0	0	0	0	0	0	0	0	0	0	0	1-10	0
4:00 AM	0	0	0	2	1	0	0	0	0	0	0	0	0	0	3	26-35	3
4:15 AM	0	0	0	2	2	0	0	0	0	0	0	0	0	0	4	26-35	4
4:30 AM	0	0	0	0	0	1	1	0	0	0	0	0	0	0	2	36-45	2
4:45 AM	0	0	0	0	0	1	0	0	0	0	0	0	0	0	1	31-40	1
5:00 AM	0	0	0	3	2	0	1	0	0	0	0	0	0	0	6	26-35	5
5:15 AM	2	1	0	0	2	1	0	0	0	0	0	0	0	0	6	31-40	3
5:30 AM	1	1	0	2	4	1	0	0	0	0	0	0	0	0	9	26-35	6
5:45 AM	0	3	0	10	7	0	1	0	0	0	0	0	0	0	21	26-35	16
Day Total																	
Percent																	
AM Peak Volume																	
PM Peak Volume																	
Comments:																	

LOCATION: Grand Ave south of Oakland Ave (redo) SPECIFIC LOCATION: Grand Ave south of Oakland Ave (redo) CITY/STATE: Piedmont, CA															QC JOB #: 13746506 DIRECTION: NB DATE: Jun 08 2016		
Start Time	15	16	21	26	31	36	41	46	51	56	61	66	71	76	Total	Pace Speed	Number in Pace
	15	20	25	30	35	40	45	50	55	60	65	70	75	999			
6:00 AM	1	0	0	0	7	2	1	1	0	0	0	0	0	0	12	31-40	8
6:15 AM	2	0	0	3	6	2	0	1	0	0	0	0	0	0	14	30-39	8
6:30 AM	1	0	0	3	7	2	0	0	0	0	0	0	0	0	13	26-35	10
6:45 AM	1	1	1	14	4	4	0	0	0	0	0	0	0	0	25	26-35	17
7:00 AM	0	1	1	18	14	4	2	0	0	0	0	0	0	0	40	26-35	31
7:15 AM	1	4	1	23	16	6	0	0	0	0	0	0	0	0	51	26-35	39
7:30 AM	7	7	0	23	16	6	0	0	0	0	0	0	0	0	59	26-35	39
7:45 AM	1	6	3	40	19	3	0	0	0	0	0	0	0	0	72	26-35	58
8:00 AM	6	11	12	42	19	4	0	0	0	0	0	0	0	0	94	26-35	60
8:15 AM	37	19	32	19	12	0	0	0	0	0	0	0	0	0	119	17-26	51
8:30 AM	21	12	21	28	11	3	0	0	0	0	0	0	0	0	96	21-30	48
8:45 AM	9	6	15	45	15	1	0	0	0	0	0	0	0	0	91	21-30	60
9:00 AM	6	6	9	31	20	4	0	0	0	0	0	0	0	0	76	26-35	51
9:15 AM	4	3	12	25	22	4	0	0	0	0	0	0	0	0	70	26-35	47
9:30 AM	3	5	12	27	15	1	0	0	0	0	0	0	0	0	63	26-35	42
9:45 AM	5	3	10	20	18	4	1	0	0	0	0	0	0	0	61	26-35	38
10:00 AM	4	6	16	20	24	4	0	0	0	0	0	0	0	0	74	26-35	43
10:15 AM	6	3	3	38	8	2	0	0	0	0	0	0	0	0	60	26-35	45
10:30 AM	1	6	6	28	14	3	1	0	0	0	0	0	0	0	59	26-35	41
10:45 AM	2	4	6	38	11	4	0	0	0	0	0	0	0	0	65	26-35	49
11:00 AM	8	1	10	27	9	2	1	0	0	0	0	0	0	0	58	21-30	37
11:15 AM	4	2	1	28	15	3	4	0	0	0	0	0	0	0	57	26-35	43
11:30 AM	5	4	11	26	16	4	0	0	0	0	0	0	0	0	66	26-35	42
11:45 AM	6	1	6	37	28	1	0	0	0	0	0	0	0	0	79	26-35	64
Day Total																	
Percent																	
AM Peak Volume																	
PM Peak Volume																	
Comments:																	

LOCATION: Grand Ave south of Oakland Ave (redo) SPECIFIC LOCATION: Grand Ave south of Oakland Ave (redo) CITY/STATE: Piedmont, CA															QC JOB #: 13746506 DIRECTION: NB DATE: Jun 08 2016		
Start Time	15	20	25	30	35	40	45	50	55	60	65	70	75	999	Total	Pace Speed	Number in Pace
12:00 PM	6	3	3	21	23	3	2	0	0	0	0	0	0	0	61	26-35	43
12:15 PM	4	7	14	33	19	2	2	0	0	0	0	0	0	0	81	26-35	51
12:30 PM	4	4	4	39	15	5	2	0	0	0	0	0	0	0	73	26-35	54
12:45 PM	6	3	16	33	21	7	2	0	0	0	0	0	0	0	88	26-35	54
1:00 PM	12	7	9	31	27	2	0	0	0	0	0	0	0	0	88	26-35	58
1:15 PM	8	10	16	12	11	4	0	0	0	0	0	0	0	0	61	21-30	27
1:30 PM	4	8	11	35	16	3	1	0	0	0	0	0	0	0	78	26-35	51
1:45 PM	10	5	7	35	18	6	1	0	0	0	0	0	0	0	82	26-35	52
2:00 PM	9	13	11	23	18	3	0	0	0	0	0	0	0	0	77	26-35	40
2:15 PM	8	8	14	21	18	3	0	0	0	0	0	0	0	0	72	26-35	39
2:30 PM	15	7	9	37	21	1	0	0	0	0	0	0	0	0	90	26-35	58
2:45 PM	11	5	6	29	30	3	0	0	0	0	0	0	0	0	84	26-35	59
3:00 PM	9	2	8	37	22	2	0	0	0	0	0	0	0	0	80	26-35	59
3:15 PM	15	7	7	25	25	4	0	0	0	0	0	0	0	0	83	26-35	50
3:30 PM	10	2	18	40	20	3	0	1	0	0	0	0	0	0	94	26-35	60
3:45 PM	21	20	14	22	3	1	0	0	0	0	0	0	0	0	81	21-30	36
4:00 PM	24	11	19	30	8	0	0	0	0	0	0	0	0	0	92	21-30	49
4:15 PM	26	9	17	34	13	0	0	0	0	0	0	0	0	0	99	22-31	50
4:30 PM	46	30	18	14	7	3	0	0	0	0	0	0	0	0	118	16-25	47
4:45 PM	9	7	17	29	21	3	0	0	0	0	0	0	0	0	86	26-35	50
5:00 PM	29	15	26	26	10	0	0	0	0	0	0	0	0	0	106	21-30	52
5:15 PM	28	15	22	23	2	2	0	0	0	0	0	0	0	0	92	21-30	44
5:30 PM	17	3	15	26	14	3	1	0	0	0	0	0	0	0	79	21-30	41
5:45 PM	40	16	17	16	6	0	0	0	0	0	0	0	0	0	95	21-30	33
Day Total																	
Percent																	
AM Peak Volume																	
PM Peak Volume																	
Comments:																	

LOCATION: Grand Ave south of Oakland Ave (redo) SPECIFIC LOCATION: Grand Ave south of Oakland Ave (redo) CITY/STATE: Piedmont, CA															QC JOB #: 13746506 DIRECTION: NB DATE: Jun 08 2016		
Start Time	1 15	16 20	21 25	26 30	31 35	36 40	41 45	46 50	51 55	56 60	61 65	66 70	71 75	76 999	Total	Pace Speed	Number in Pace
6:00 PM	10	6	15	17	8	5	2	0	0	0	0	0	0	0	63	21-30	31
6:15 PM	11	4	7	26	13	3	0	0	0	0	0	0	0	0	64	26-35	38
6:30 PM	8	12	17	26	20	4	0	0	0	0	0	0	0	0	87	26-35	46
6:45 PM	7	5	6	21	20	5	1	0	0	0	0	0	0	0	65	26-35	41
7:00 PM	5	8	5	22	16	4	1	1	0	0	0	0	0	0	62	26-35	38
7:15 PM	3	2	0	18	22	3	0	0	1	0	0	0	0	0	49	26-35	40
7:30 PM	5	1	5	16	14	1	1	0	0	0	0	0	0	0	43	26-35	29
7:45 PM	5	2	6	12	15	3	0	0	0	0	0	0	0	0	43	26-35	27
8:00 PM	3	2	2	15	9	4	0	1	0	0	0	0	0	0	36	26-35	23
8:15 PM	3	0	5	23	15	6	1	0	0	0	0	0	0	0	53	26-35	38
8:30 PM	1	2	2	10	26	7	1	0	0	0	0	0	0	0	49	26-35	36
8:45 PM	2	1	3	23	12	3	0	0	0	0	0	0	0	0	44	26-35	35
9:00 PM	2	0	6	19	13	4	1	0	0	0	0	0	0	0	45	26-35	32
9:15 PM	0	1	3	10	12	5	0	0	0	0	0	0	0	0	31	26-35	21
9:30 PM	0	2	2	9	13	2	0	0	0	0	0	0	0	0	28	26-35	22
9:45 PM	1	3	3	8	8	2	1	0	0	0	0	0	0	0	26	26-35	16
10:00 PM	0	1	1	10	7	1	1	0	0	0	0	0	0	0	21	26-35	16
10:15 PM	0	0	4	7	6	5	0	0	0	0	0	0	0	0	22	28-37	12
10:30 PM	1	0	0	12	5	1	1	0	0	0	0	0	0	0	20	26-35	17
10:45 PM	2	1	0	1	3	2	0	0	0	0	0	0	0	0	9	31-40	5
11:00 PM	0	0	2	5	9	4	0	0	0	0	0	0	0	0	20	26-35	14
11:15 PM	0	1	0	0	3	4	1	0	0	0	0	0	0	0	9	31-40	7
11:30 PM	1	0	0	1	4	3	0	0	0	0	0	0	0	0	9	32-41	6
11:45 PM	0	0	0	1	1	2	1	1	2	0	0	0	0	0	8	46-55	3
Day Total	586	388	600	1617	1041	230	39	9	5	0	0	0	0	0	4515	26-35	2657
Percent	13.0%	8.6%	13.3%	35.8%	23.1%	5.1%	0.9%	0.2%	0.1%	0.0%	0.0%	0.0%	0.0%	0.0%			
ADT 4515																	
AM Peak Volume	8:15 AM	8:15 AM	8:15 AM	8:45 AM	11:45 AM	7:15 AM	11:15 AM	12:15 AM	2:45 AM	8:15 AM					119		
PM Peak Volume	4:30 PM	4:30 PM	5:00 PM	3:30 PM	2:45 PM	12:45 PM	12:00 PM	3:30 PM	11:45 PM	4:30 PM					118		
<i>Comments:</i>																	

LOCATION: Grand Ave south of Oakland Ave (redo)														QC JOB #: 13746506			
SPECIFIC LOCATION: Grand Ave south of Oakland Ave (redo)														DIRECTION: NB			
CITY/STATE: Piedmont, CA														DATE: Jun 07 2016 - Jun 08 2016			
Start Time	1 15	16 20	21 25	26 30	31 35	36 40	41 45	46 50	51 55	56 60	61 65	66 70	71 75	76 999	Total	Pace Speed	Number in Pace
Grand Total	1183	739	1408	3336	1996	449	71	16	7	0	0	0	0	0	9205	26-35	5332
Percent	12.9%	8.0%	15.3%	36.2%	21.7%	4.9%	0.8%	0.2%	0.1%	0.0%	0.0%	0.0%	0.0%	0.0%			
Cumulative Percent	12.9%	20.9%	36.2%	72.4%	94.1%	99.0%	99.8%	99.9%	100.0%	100.0%	100.0%	100.0%	100.0%	100.0%			
ADT 4602															85th Percentile 32 MPH Mean Speed(Average) 25 MPH Median 26 MPH Mode: 28 MPH		
<i>Comments:</i>																	



LOCATION: Oakland Ave east of Grand Ave (redo) SPECIFIC LOCATION: Oakland Ave east of Grand Ave (redo) CITY/STATE: Piedmont, CA						QC JOB #: 13746505 DIRECTION: WB DATE: Jun 07 2016 - Jun 08 2016				
Start Time	Mon 07-Jun-16	Tue 08-Jun-16	Wed 08-Jun-16	Thu	Fri	Average Weekday Hourly Traffic	Sat	Sun	Average Week Hourly Traffic	Average Week Profile
12:00 AM		1	1			1			1	
12:15 AM		2	1			2			2	
12:30 AM		2	1			2			2	
12:45 AM		1	1			1			1	
1:00 AM		2	0			1			1	
1:15 AM		1	1			1			1	
1:30 AM		1	1			1			1	
1:45 AM		0	0			0			0	
2:00 AM		0	2			1			1	
2:15 AM		1	1			1			1	
2:30 AM		1	2			2			2	
2:45 AM		0	0			0			0	
3:00 AM		1	2			2			2	
3:15 AM		0	0			0			0	
3:30 AM		1	1			1			1	
3:45 AM		3	0			2			2	
4:00 AM		3	1			2			2	
4:15 AM		6	5			6			6	
4:30 AM		2	6			4			4	
4:45 AM		4	8			6			6	
5:00 AM		8	7			8			8	
5:15 AM		12	13			13			13	
5:30 AM		10	15			13			13	
5:45 AM		14	19			17			17	
Day Total										
% Weekday Average										
% Week Average										
AM Peak Volume										
PM Peak Volume										
<i>Comments:</i>										

LOCATION: Oakland Ave east of Grand Ave (redo) SPECIFIC LOCATION: Oakland Ave east of Grand Ave (redo) CITY/STATE: Piedmont, CA						QC JOB #: 13746505 DIRECTION: WB DATE: Jun 07 2016 - Jun 08 2016				
Start Time	Mon 07-Jun-16	Tue 08-Jun-16	Wed 08-Jun-16	Thu	Fri	Average Weekday Hourly Traffic	Sat	Sun	Average Week Hourly Traffic	Average Week Profile
6:00 AM		26	21			24			24	
6:15 AM		23	30			27			27	
6:30 AM		29	31			30			30	
6:45 AM		35	37			36			36	
7:00 AM		39	28			34			34	
7:15 AM		71	55			63			63	
7:30 AM		81	65			73			73	
7:45 AM		110	94			102			102	
8:00 AM		126	129			128			128	
8:15 AM		152	140			146			146	
8:30 AM		160	148			154			154	
8:45 AM		107	104			106			106	
9:00 AM		102	100			101			101	
9:15 AM		97	96			97			97	
9:30 AM		96	83			90			90	
9:45 AM		75	69			72			72	
10:00 AM		94	70			82			82	
10:15 AM		72	66			69			69	
10:30 AM		90	64			77			77	
10:45 AM		66	65			66			66	
11:00 AM		61	75			68			68	
11:15 AM		81	60			71			71	
11:30 AM		61	64			63			63	
11:45 AM		79	69			74			74	
Day Total										
% Weekday Average										
% Week Average										
AM Peak Volume										
PM Peak Volume										
<i>Comments:</i>										

LOCATION: Oakland Ave east of Grand Ave (redo) SPECIFIC LOCATION: Oakland Ave east of Grand Ave (redo) CITY/STATE: Piedmont, CA						QC JOB #: 13746505 DIRECTION: WB DATE: Jun 07 2016 - Jun 08 2016				
Start Time	Mon 07-Jun-16	Tue 08-Jun-16	Wed 08-Jun-16	Thu	Fri	Average Weekday Hourly Traffic	Sat	Sun	Average Week Hourly Traffic	Average Week Profile
12:00 PM		78	63			71			71	
12:15 PM		82	66			74			74	
12:30 PM		75	89			82			82	
12:45 PM		81	65			73			73	
1:00 PM		68	66			67			67	
1:15 PM		64	81			73			73	
1:30 PM		71	74			73			73	
1:45 PM		68	71			70			70	
2:00 PM		67	59			63			63	
2:15 PM		57	61			59			59	
2:30 PM		58	65			62			62	
2:45 PM		62	58			60			60	
3:00 PM		73	61			67			67	
3:15 PM		69	57			63			63	
3:30 PM		72	97			85			85	
3:45 PM		58	84			71			71	
4:00 PM		79	73			76			76	
4:15 PM		76	58			67			67	
4:30 PM		71	61			66			66	
4:45 PM		70	58			64			64	
5:00 PM		63	79			71			71	
5:15 PM		66	50			58			58	
5:30 PM		64	63			64			64	
5:45 PM		68	58			63			63	
Day Total										
% Weekday Average										
% Week Average										
AM Peak Volume										
PM Peak Volume										
<i>Comments:</i>										

LOCATION: Oakland Ave east of Grand Ave (redo) SPECIFIC LOCATION: Oakland Ave east of Grand Ave (redo) CITY/STATE: Piedmont, CA						QC JOB #: 13746505 DIRECTION: WB DATE: Jun 07 2016 - Jun 08 2016				
Start Time	Mon 07-Jun-16	Tue 08-Jun-16	Wed 08-Jun-16	Thu	Fri	Average Weekday Hourly Traffic	Sat	Sun	Average Week Hourly Traffic	Average Week Profile
6:00 PM		69	64			67			67	
6:15 PM		49	40			45			45	
6:30 PM		57	56			57			57	
6:45 PM		56	49			53			53	
7:00 PM		52	40			46			46	
7:15 PM		46	51			49			49	
7:30 PM		38	26			32			32	
7:45 PM		34	21			28			28	
8:00 PM		44	34			39			39	
8:15 PM		32	27			30			30	
8:30 PM		19	29			24			24	
8:45 PM		22	35			29			29	
9:00 PM		31	29			30			30	
9:15 PM		21	23			22			22	
9:30 PM		13	17			15			15	
9:45 PM		12	25			19			19	
10:00 PM		10	14			12			12	
10:15 PM		8	12			10			10	
10:30 PM		7	10			9			9	
10:45 PM		9	3			6			6	
11:00 PM		12	7			10			10	
11:15 PM		10	5			8			8	
11:30 PM		1	2			2			2	
11:45 PM		1	9			5			5	
Day Total		4322	4096			4229			4229	
% Weekday Average		102.2%	96.9%							
% Week Average		102.2%	96.9%			100.0%				
AM Peak		8:30 AM	8:30 AM			8:30 AM			8:30 AM	
Volume		160	148			154			154	
PM Peak		12:15 PM	3:30 PM			3:30 PM			3:30 PM	
Volume		82	97			85			85	
<i>Comments:</i>										

LOCATION: Oakland Ave east of Grand Ave (redo) SPECIFIC LOCATION: Oakland Ave east of Grand Ave (redo) CITY/STATE: Piedmont, CA														QC JOB #: 13746505 DIRECTION: WB DATE: Jun 07 2016	
Start Time	Motor-cycles	Cars & Trailer	2 Axle Long	Buses	2 Axle 6 Tire	3 Axle Single	4 Axle Single	<5 Axle Double	5 Axle Double	>6 Axle Double	<6 Axle Multi	6 Axle Multi	>6 Axle Multi	Not Classified	Total
12:00 AM	0	0	1	0	0	0	0	0	0	0	0	0	0	0	1
12:15 AM	0	2	0	0	0	0	0	0	0	0	0	0	0	0	2
12:30 AM	0	2	0	0	0	0	0	0	0	0	0	0	0	0	2
12:45 AM	0	1	0	0	0	0	0	0	0	0	0	0	0	0	1
1:00 AM	0	1	1	0	0	0	0	0	0	0	0	0	0	0	2
1:15 AM	0	1	0	0	0	0	0	0	0	0	0	0	0	0	1
1:30 AM	0	1	0	0	0	0	0	0	0	0	0	0	0	0	1
1:45 AM	0	0	0	0	0	0	0	0	0	0	0	0	0	0	0
2:00 AM	0	0	0	0	0	0	0	0	0	0	0	0	0	0	0
2:15 AM	0	0	1	0	0	0	0	0	0	0	0	0	0	0	1
2:30 AM	0	0	1	0	0	0	0	0	0	0	0	0	0	0	1
2:45 AM	0	0	0	0	0	0	0	0	0	0	0	0	0	0	0
3:00 AM	0	0	0	0	0	0	0	0	0	0	0	0	0	1	1
3:15 AM	0	0	0	0	0	0	0	0	0	0	0	0	0	0	0
3:30 AM	0	1	0	0	0	0	0	0	0	0	0	0	0	0	1
3:45 AM	0	3	0	0	0	0	0	0	0	0	0	0	0	0	3
4:00 AM	0	0	3	0	0	0	0	0	0	0	0	0	0	0	3
4:15 AM	0	4	2	0	0	0	0	0	0	0	0	0	0	0	6
4:30 AM	0	2	0	0	0	0	0	0	0	0	0	0	0	0	2
4:45 AM	0	1	3	0	0	0	0	0	0	0	0	0	0	0	4
5:00 AM	0	5	2	0	1	0	0	0	0	0	0	0	0	0	8
5:15 AM	0	8	4	0	0	0	0	0	0	0	0	0	0	0	12
5:30 AM	0	4	5	0	0	0	0	0	0	0	0	0	0	1	10
5:45 AM	0	6	7	0	1	0	0	0	0	0	0	0	0	0	14
Day Total															
Percent															
AM Peak Volume															
PM Peak Volume															
Comments:															

LOCATION: Oakland Ave east of Grand Ave (redo) SPECIFIC LOCATION: Oakland Ave east of Grand Ave (redo) CITY/STATE: Piedmont, CA														QC JOB #: 13746505 DIRECTION: WB DATE: Jun 07 2016	
Start Time	Motor-cycles	Cars & Trailer	2 Axle Long	Buses	2 Axle 6 Tire	3 Axle Single	4 Axle Single	<5 Axle Double	5 Axle Double	>6 Axle Double	<6 Axle Multi	6 Axle Multi	>6 Axle Multi	Not Classified	Total
6:00 AM	0	19	6	1	0	0	0	0	0	0	0	0	0	0	26
6:15 AM	0	10	13	0	0	0	0	0	0	0	0	0	0	0	23
6:30 AM	0	19	9	1	0	0	0	0	0	0	0	0	0	0	29
6:45 AM	0	19	11	0	1	0	0	0	0	0	0	0	0	4	35
7:00 AM	0	18	19	1	0	0	0	0	0	0	0	0	0	1	39
7:15 AM	1	40	24	1	0	1	0	0	0	0	0	0	0	4	71
7:30 AM	0	56	19	1	2	0	0	0	0	0	0	0	0	3	81
7:45 AM	1	77	22	1	1	0	0	0	0	0	0	0	0	8	110
8:00 AM	2	75	28	1	0	1	0	0	0	0	0	0	0	19	126
8:15 AM	1	87	43	0	2	1	0	0	0	0	0	0	0	18	152
8:30 AM	2	97	42	1	2	0	0	0	0	0	0	0	0	16	160
8:45 AM	2	71	24	0	2	0	0	0	0	0	0	0	0	8	107
9:00 AM	2	60	22	1	3	0	0	0	0	0	0	0	0	14	102
9:15 AM	4	63	20	0	1	0	0	0	0	0	0	0	0	9	97
9:30 AM	0	51	33	0	3	0	0	0	0	0	0	0	0	9	96
9:45 AM	2	42	20	0	3	1	0	0	0	0	0	0	0	7	75
10:00 AM	0	58	25	0	3	0	0	0	0	0	0	0	0	8	94
10:15 AM	0	44	20	0	2	0	0	0	0	0	0	0	0	6	72
10:30 AM	3	50	26	2	2	0	0	0	0	0	0	0	0	7	90
10:45 AM	0	37	22	0	3	0	0	0	0	0	0	0	0	4	66
11:00 AM	0	31	26	0	3	0	0	0	0	0	0	0	0	1	61
11:15 AM	0	52	21	0	3	0	0	0	0	0	0	0	0	5	81
11:30 AM	0	28	17	1	6	0	0	0	0	0	0	0	0	9	61
11:45 AM	0	42	23	1	6	1	0	0	0	0	0	0	0	6	79
Day Total															
Percent															
AM Peak Volume															
PM Peak Volume															
Comments:															

LOCATION: Oakland Ave east of Grand Ave (redo) SPECIFIC LOCATION: Oakland Ave east of Grand Ave (redo) CITY/STATE: Piedmont, CA														QC JOB #: 13746505 DIRECTION: WB DATE: Jun 07 2016	
Start Time	Motor-cycles	Cars & Trailer	2 Axle Long	Buses	2 Axle 6 Tire	3 Axle Single	4 Axle Single	<5 Axle Double	5 Axle Double	>6 Axle Double	<6 Axle Multi	6 Axle Multi	>6 Axle Multi	Not Classified	Total
12:00 PM	3	44	17	1	6	1	0	0	0	0	0	0	0	6	78
12:15 PM	0	50	18	0	7	0	0	0	0	0	0	0	0	7	82
12:30 PM	1	43	20	0	2	0	0	0	0	0	0	0	0	9	75
12:45 PM	0	44	19	0	7	1	0	0	0	0	0	0	0	10	81
1:00 PM	0	38	18	1	3	0	0	0	0	0	0	0	0	8	68
1:15 PM	1	42	13	1	2	1	0	0	0	0	0	0	0	4	64
1:30 PM	0	38	23	0	4	0	0	0	0	0	0	0	0	6	71
1:45 PM	0	44	13	1	6	0	0	0	0	0	0	0	0	4	68
2:00 PM	2	31	21	1	4	0	0	0	0	0	0	0	0	8	67
2:15 PM	1	31	18	0	1	0	0	0	0	0	0	0	0	6	57
2:30 PM	0	34	11	0	8	0	0	0	0	0	0	0	0	5	58
2:45 PM	0	36	18	0	1	0	0	0	0	0	0	0	0	7	62
3:00 PM	0	42	16	1	3	0	0	1	0	0	0	0	0	10	73
3:15 PM	0	41	19	0	1	1	0	1	0	0	0	0	0	6	69
3:30 PM	0	44	15	0	6	0	0	0	0	0	0	0	0	7	72
3:45 PM	2	32	11	0	4	1	0	0	0	0	0	0	0	8	58
4:00 PM	3	42	17	4	1	0	0	0	0	0	0	0	0	12	79
4:15 PM	1	53	15	0	2	0	0	0	0	0	0	0	0	5	76
4:30 PM	0	44	12	2	4	0	0	0	0	0	0	0	0	9	71
4:45 PM	0	47	13	0	1	0	0	0	0	0	0	0	0	9	70
5:00 PM	1	38	11	0	1	1	0	0	0	0	0	0	0	11	63
5:15 PM	2	38	13	0	4	0	0	0	0	0	0	0	0	9	66
5:30 PM	0	42	9	3	3	0	0	0	0	0	0	0	0	7	64
5:45 PM	1	40	18	1	1	2	0	0	0	0	0	0	0	5	68
Day Total															
Percent															
AM Peak Volume															
PM Peak Volume															
Comments:															

LOCATION: Oakland Ave east of Grand Ave (redo) SPECIFIC LOCATION: Oakland Ave east of Grand Ave (redo) CITY/STATE: Piedmont, CA														QC JOB #: 13746505 DIRECTION: WB DATE: Jun 07 2016		
Start Time	Motor-cycles	Cars & Trailer	2 Axle Long	Buses	2 Axle 6 Tire	3 Axle Single	4 Axle Single	<5 Axle Double	5 Axle Double	>6 Axle Double	<6 Axle Multi	6 Axle Multi	>6 Axle Multi	Not Classified	Total	
6:00 PM	0	36	15	1	1	0	0	0	0	0	0	0	0	16	69	
6:15 PM	1	22	16	3	2	0	0	1	0	0	0	0	0	4	49	
6:30 PM	0	38	13	1	1	0	0	0	0	0	0	0	0	4	57	
6:45 PM	0	37	10	3	2	0	0	0	0	0	0	0	0	4	56	
7:00 PM	0	34	13	2	1	0	0	0	0	0	0	0	0	2	52	
7:15 PM	1	31	11	1	0	0	0	0	0	0	0	0	0	2	46	
7:30 PM	1	26	7	2	1	0	0	0	0	0	0	0	0	1	38	
7:45 PM	0	23	9	1	0	0	0	0	0	0	0	0	0	1	34	
8:00 PM	0	26	11	3	0	0	0	0	0	0	0	0	0	4	44	
8:15 PM	0	20	8	1	2	0	0	0	0	0	0	0	0	1	32	
8:30 PM	0	12	3	1	1	0	0	0	0	0	0	0	0	2	19	
8:45 PM	0	15	5	0	1	0	0	0	0	0	0	0	0	1	22	
9:00 PM	0	24	4	0	0	1	0	0	0	0	0	0	0	2	31	
9:15 PM	0	15	5	0	1	0	0	0	0	0	0	0	0	0	21	
9:30 PM	3	7	1	0	1	0	0	0	0	0	0	0	0	1	13	
9:45 PM	0	6	5	0	0	0	0	0	0	0	0	0	0	1	12	
10:00 PM	1	7	2	0	0	0	0	0	0	0	0	0	0	0	10	
10:15 PM	0	7	1	0	0	0	0	0	0	0	0	0	0	0	8	
10:30 PM	0	2	5	0	0	0	0	0	0	0	0	0	0	0	7	
10:45 PM	0	4	4	0	1	0	0	0	0	0	0	0	0	0	9	
11:00 PM	0	8	4	0	0	0	0	0	0	0	0	0	0	0	12	
11:15 PM	0	8	1	0	0	0	0	0	0	0	0	0	0	1	10	
11:30 PM	0	0	0	0	0	0	0	0	0	0	0	0	0	1	1	
11:45 PM	0	1	0	0	0	0	0	0	0	0	0	0	0	0	1	
Day Total	45	2575	1096	48	147	14	0	3	0	0	0	0	0	394	4322	
Percent	1.0%	59.6%	25.4%	1.1%	3.4%	0.3%	0.0%	0.1%	0.0%	0.0%	0.0%	0.0%	0.0%	9.1%		
ADT 4322																
AM Peak	9:15 AM	8:30 AM	8:15 AM	10:30 AM	11:30 AM	7:15 AM									8:00 AM	8:30 AM
Volume	4	97	43	2	6	1									19	160
PM Peak	12:00 PM	4:15 PM	1:30 PM	4:00 PM	2:30 PM	5:45 PM	3:00 PM								6:00 PM	12:15 PM
Volume	3	53	23	4	8	2	1								16	82
<i>Comments:</i>																

LOCATION: Oakland Ave east of Grand Ave (redo) SPECIFIC LOCATION: Oakland Ave east of Grand Ave (redo) CITY/STATE: Piedmont, CA														QC JOB #: 13746505 DIRECTION: WB DATE: Jun 08 2016	
Start Time	Motor-cycles	Cars & Trailer	2 Axle Long	Buses	2 Axle 6 Tire	3 Axle Single	4 Axle Single	<5 Axle Double	5 Axle Double	>6 Axle Double	<6 Axle Multi	6 Axle Multi	>6 Axle Multi	Not Classified	Total
12:00 AM	0	1	0	0	0	0	0	0	0	0	0	0	0	0	1
12:15 AM	0	0	1	0	0	0	0	0	0	0	0	0	0	0	1
12:30 AM	0	1	0	0	0	0	0	0	0	0	0	0	0	0	1
12:45 AM	0	1	0	0	0	0	0	0	0	0	0	0	0	0	1
1:00 AM	0	0	0	0	0	0	0	0	0	0	0	0	0	0	0
1:15 AM	0	0	1	0	0	0	0	0	0	0	0	0	0	0	1
1:30 AM	0	1	0	0	0	0	0	0	0	0	0	0	0	0	1
1:45 AM	0	0	0	0	0	0	0	0	0	0	0	0	0	0	0
2:00 AM	0	2	0	0	0	0	0	0	0	0	0	0	0	0	2
2:15 AM	0	1	0	0	0	0	0	0	0	0	0	0	0	0	1
2:30 AM	0	1	1	0	0	0	0	0	0	0	0	0	0	0	2
2:45 AM	0	0	0	0	0	0	0	0	0	0	0	0	0	0	0
3:00 AM	0	2	0	0	0	0	0	0	0	0	0	0	0	0	2
3:15 AM	0	0	0	0	0	0	0	0	0	0	0	0	0	0	0
3:30 AM	0	1	0	0	0	0	0	0	0	0	0	0	0	0	1
3:45 AM	0	0	0	0	0	0	0	0	0	0	0	0	0	0	0
4:00 AM	0	0	1	0	0	0	0	0	0	0	0	0	0	0	1
4:15 AM	0	4	1	0	0	0	0	0	0	0	0	0	0	0	5
4:30 AM	0	2	3	0	1	0	0	0	0	0	0	0	0	0	6
4:45 AM	0	4	4	0	0	0	0	0	0	0	0	0	0	0	8
5:00 AM	0	5	2	0	0	0	0	0	0	0	0	0	0	0	7
5:15 AM	0	12	1	0	0	0	0	0	0	0	0	0	0	0	13
5:30 AM	0	9	5	0	0	0	0	0	0	0	0	0	0	1	15
5:45 AM	0	15	4	0	0	0	0	0	0	0	0	0	0	0	19
Day Total															
Percent															
AM Peak															
Volume															
PM Peak															
Volume															
Comments:															

LOCATION: Oakland Ave east of Grand Ave (redo) SPECIFIC LOCATION: Oakland Ave east of Grand Ave (redo) CITY/STATE: Piedmont, CA														QC JOB #: 13746505 DIRECTION: WB DATE: Jun 08 2016	
Start Time	Motor-cycles	Cars & Trailer	2 Axle Long	Buses	2 Axle 6 Tire	3 Axle Single	4 Axle Single	<5 Axle Double	5 Axle Double	>6 Axle Double	<6 Axle Multi	6 Axle Multi	>6 Axle Multi	Not Classified	Total
6:00 AM	0	10	10	1	0	0	0	0	0	0	0	0	0	0	21
6:15 AM	0	17	11	0	1	0	0	1	0	0	0	0	0	0	30
6:30 AM	0	20	9	1	1	0	0	0	0	0	0	0	0	0	31
6:45 AM	0	25	9	1	1	1	0	0	0	0	0	0	0	0	37
7:00 AM	1	13	11	1	1	0	0	0	0	0	0	0	0	1	28
7:15 AM	0	35	17	1	1	1	0	0	0	0	0	0	0	0	55
7:30 AM	1	44	16	0	0	0	0	0	0	0	0	0	0	4	65
7:45 AM	1	51	27	0	2	0	0	0	0	0	0	0	0	13	94
8:00 AM	3	80	28	0	2	2	0	0	0	0	0	0	0	14	129
8:15 AM	0	79	28	0	3	0	0	2	0	0	0	0	0	28	140
8:30 AM	0	102	29	1	5	1	0	0	0	0	0	0	0	10	148
8:45 AM	1	70	22	1	2	0	0	1	0	0	0	0	0	7	104
9:00 AM	1	68	22	0	4	0	0	0	0	0	0	0	0	5	100
9:15 AM	1	63	24	0	5	0	0	0	0	0	0	0	0	3	96
9:30 AM	0	43	29	0	4	1	0	0	0	0	0	0	0	6	83
9:45 AM	0	44	21	0	2	0	0	0	0	0	0	0	0	2	69
10:00 AM	2	39	13	2	5	4	0	0	0	0	0	0	0	5	70
10:15 AM	1	34	24	0	2	0	0	1	0	0	0	0	0	4	66
10:30 AM	1	37	16	1	4	0	0	0	0	0	0	0	0	5	64
10:45 AM	0	43	18	0	2	0	0	0	0	0	0	0	0	2	65
11:00 AM	0	46	18	1	3	2	0	0	0	0	0	0	0	5	75
11:15 AM	1	40	11	1	3	0	0	0	0	0	0	0	0	4	60
11:30 AM	0	31	20	0	5	2	0	0	0	0	0	0	0	6	64
11:45 AM	1	35	27	0	2	1	0	0	0	0	0	0	0	3	69
Day Total															
Percent															
AM Peak Volume															
PM Peak Volume															
Comments:															

LOCATION: Oakland Ave east of Grand Ave (redo) SPECIFIC LOCATION: Oakland Ave east of Grand Ave (redo) CITY/STATE: Piedmont, CA														QC JOB #: 13746505 DIRECTION: WB DATE: Jun 08 2016	
Start Time	Motor-cycles	Cars & Trailer	2 Axle Long	Buses	2 Axle 6 Tire	3 Axle Single	4 Axle Single	<5 Axle Double	5 Axle Double	>6 Axle Double	<6 Axle Multi	6 Axle Multi	>6 Axle Multi	Not Classified	Total
12:00 PM	0	31	23	1	4	1	0	0	0	0	0	0	0	3	63
12:15 PM	1	41	19	1	1	0	0	0	0	0	0	0	0	3	66
12:30 PM	2	51	23	0	5	0	0	1	0	0	0	0	0	7	89
12:45 PM	0	45	14	0	3	0	0	0	0	0	0	0	0	3	65
1:00 PM	0	36	16	1	4	1	0	0	0	0	0	0	0	8	66
1:15 PM	0	51	17	0	9	0	0	0	0	0	0	0	0	4	81
1:30 PM	0	52	16	0	3	0	0	0	0	0	0	0	0	3	74
1:45 PM	0	40	24	0	4	0	0	0	0	0	0	0	0	3	71
2:00 PM	0	36	10	1	7	0	0	0	1	0	0	0	0	4	59
2:15 PM	0	37	20	0	2	0	0	0	0	0	0	0	0	2	61
2:30 PM	1	34	19	1	2	1	0	0	0	0	0	0	0	7	65
2:45 PM	0	36	16	0	5	0	0	0	0	0	0	0	0	1	58
3:00 PM	2	25	20	1	2	0	0	0	0	0	0	0	0	11	61
3:15 PM	0	33	17	1	4	0	0	0	0	0	0	0	0	2	57
3:30 PM	1	66	18	0	7	0	0	0	0	0	0	0	0	5	97
3:45 PM	0	52	19	1	4	0	0	0	0	0	0	0	0	8	84
4:00 PM	1	35	19	2	3	0	0	2	0	0	0	0	0	11	73
4:15 PM	0	42	10	1	3	0	0	0	0	0	0	0	0	2	58
4:30 PM	1	36	16	0	0	0	0	0	0	0	0	0	0	8	61
4:45 PM	0	35	13	1	3	0	0	0	0	0	0	0	0	6	58
5:00 PM	0	50	17	0	4	1	0	0	0	0	0	0	0	7	79
5:15 PM	0	30	15	0	1	0	0	0	0	0	0	0	0	4	50
5:30 PM	2	38	7	1	2	0	0	0	0	0	0	0	0	13	63
5:45 PM	2	34	9	1	0	0	0	0	0	0	0	0	0	12	58
Day Total															
Percent															
AM Peak Volume															
PM Peak Volume															
Comments:															

LOCATION: Oakland Ave east of Grand Ave (redo) SPECIFIC LOCATION: Oakland Ave east of Grand Ave (redo) CITY/STATE: Piedmont, CA														QC JOB #: 13746505 DIRECTION: WB DATE: Jun 08 2016	
Start Time	Motor-cycles	Cars & Trailer	2 Axle Long	Buses	2 Axle 6 Tire	3 Axle Single	4 Axle Single	<5 Axle Double	5 Axle Double	>6 Axle Double	<6 Axle Multi	6 Axle Multi	>6 Axle Multi	Not Classified	Total
6:00 PM	3	41	9	3	1	0	0	0	0	0	0	0	0	7	64
6:15 PM	0	22	12	0	0	0	0	0	0	0	0	0	0	6	40
6:30 PM	1	35	12	2	1	0	0	0	0	0	0	0	0	5	56
6:45 PM	0	32	10	2	0	0	0	1	0	0	0	0	0	4	49
7:00 PM	0	29	9	1	0	0	0	0	0	0	0	0	0	1	40
7:15 PM	1	29	12	1	1	0	0	0	0	0	0	0	0	7	51
7:30 PM	0	15	8	1	0	0	0	0	0	0	0	0	0	2	26
7:45 PM	0	13	4	2	2	0	0	0	0	0	0	0	0	0	21
8:00 PM	2	26	3	1	0	0	0	0	0	0	0	0	0	2	34
8:15 PM	1	21	0	1	1	0	0	0	0	0	0	0	0	3	27
8:30 PM	0	17	9	1	1	0	0	0	0	0	0	0	0	1	29
8:45 PM	0	24	8	0	0	0	0	0	0	0	0	0	0	3	35
9:00 PM	0	21	8	0	0	0	0	0	0	0	0	0	0	0	29
9:15 PM	0	19	4	0	0	0	0	0	0	0	0	0	0	0	23
9:30 PM	0	8	9	0	0	0	0	0	0	0	0	0	0	0	17
9:45 PM	0	19	6	0	0	0	0	0	0	0	0	0	0	0	25
10:00 PM	0	11	2	0	0	0	0	0	0	0	0	0	0	1	14
10:15 PM	0	10	2	0	0	0	0	0	0	0	0	0	0	0	12
10:30 PM	0	8	2	0	0	0	0	0	0	0	0	0	0	0	10
10:45 PM	0	3	0	0	0	0	0	0	0	0	0	0	0	0	3
11:00 PM	0	6	1	0	0	0	0	0	0	0	0	0	0	0	7
11:15 PM	0	3	2	0	0	0	0	0	0	0	0	0	0	0	5
11:30 PM	0	2	0	0	0	0	0	0	0	0	0	0	0	0	2
11:45 PM	0	5	3	0	0	0	0	0	0	0	0	0	0	1	9
Day Total	36	2516	1016	41	150	19	0	9	1	0	0	0	0	308	4096
Percent	0.9%	61.4%	24.8%	1.0%	3.7%	0.5%	0.0%	0.2%	0.0%	0.0%	0.0%	0.0%	0.0%	7.5%	
ADT 4096															
AM Peak Volume	8:00 AM	8:30 AM	8:30 AM	10:00 AM	8:30 AM	10:00 AM		8:15 AM						8:15 AM	8:30 AM
	3	102	29	2	5	4		2						28	148
PM Peak Volume	6:00 PM	3:30 PM	1:45 PM	6:00 PM	1:15 PM	12:00 PM		4:00 PM	2:00 PM					5:30 PM	3:30 PM
	3	66	24	3	9	1		2	1					13	97
<i>Comments:</i>															

LOCATION: Oakland Ave east of Grand Ave (redo)													QC JOB #: 13746505		
SPECIFIC LOCATION: Oakland Ave east of Grand Ave (redo)													DIRECTION: WB		
CITY/STATE: Piedmont, CA													DATE: Jun 07 2016 - Jun 08 2016		
Start Time	Motor-cycles	Cars & Trailer	2 Axle Long	Buses	2 Axle 6 Tire	3 Axle Single	4 Axle Single	<5 Axle Double	5 Axle Double	>6 Axle Double	<6 Axle Multi	6 Axle Multi	>6 Axle Multi	Not Classified	Total
Grand Total	81	5091	2112	89	297	33	0	12	1	0	0	0	0	702	8418
Percent	1.0%	60.5%	25.1%	1.1%	3.5%	0.4%	0.0%	0.1%	0.0%	0.0%	0.0%	0.0%	0.0%	8.3%	
ADT 4209															
<i>Comments:</i>															



LOCATION: Oakland Ave east of Grand Ave (redo) SPECIFIC LOCATION: Oakland Ave east of Grand Ave (redo) CITY/STATE: Piedmont, CA															QC JOB #: 13746505 DIRECTION: WB DATE: Jun 07 2016		
Start Time	1 15	16 20	21 25	26 30	31 35	36 40	41 45	46 50	51 55	56 60	61 65	66 70	71 75	76 999	Total	Pace Speed	Number in Pace
12:00 AM	0	0	0	1	0	0	0	0	0	0	0	0	0	0	1	21-30	1
12:15 AM	0	0	0	0	2	0	0	0	0	0	0	0	0	0	2	26-35	2
12:30 AM	0	0	0	1	1	0	0	0	0	0	0	0	0	0	2	26-35	2
12:45 AM	0	0	1	0	0	0	0	0	0	0	0	0	0	0	1	16-25	1
1:00 AM	0	0	0	0	2	0	0	0	0	0	0	0	0	0	2	26-35	2
1:15 AM	0	0	0	1	0	0	0	0	0	0	0	0	0	0	1	21-30	1
1:30 AM	0	0	0	0	1	0	0	0	0	0	0	0	0	0	1	26-35	1
1:45 AM	0	0	0	0	0	0	0	0	0	0	0	0	0	0	0	1-10	0
2:00 AM	0	0	0	0	0	0	0	0	0	0	0	0	0	0	0	1-10	0
2:15 AM	0	0	0	0	1	0	0	0	0	0	0	0	0	0	1	26-35	1
2:30 AM	0	0	0	1	0	0	0	0	0	0	0	0	0	0	1	21-30	1
2:45 AM	0	0	0	0	0	0	0	0	0	0	0	0	0	0	0	1-10	0
3:00 AM	1	0	0	0	0	0	0	0	0	0	0	0	0	0	1	15-24	0
3:15 AM	0	0	0	0	0	0	0	0	0	0	0	0	0	0	0	1-10	0
3:30 AM	0	0	0	0	1	0	0	0	0	0	0	0	0	0	1	26-35	1
3:45 AM	0	0	1	0	1	1	0	0	0	0	0	0	0	0	3	31-40	2
4:00 AM	0	0	0	0	1	1	1	0	0	0	0	0	0	0	3	36-45	2
4:15 AM	0	0	1	3	1	0	1	0	0	0	0	0	0	0	6	21-30	4
4:30 AM	0	0	0	1	1	0	0	0	0	0	0	0	0	0	2	26-35	2
4:45 AM	0	0	0	1	2	1	0	0	0	0	0	0	0	0	4	31-40	3
5:00 AM	0	0	2	1	3	2	0	0	0	0	0	0	0	0	8	31-40	5
5:15 AM	0	0	1	8	3	0	0	0	0	0	0	0	0	0	12	26-35	11
5:30 AM	1	0	2	4	3	0	0	0	0	0	0	0	0	0	10	27-36	6
5:45 AM	0	0	1	6	4	3	0	0	0	0	0	0	0	0	14	26-35	10
Day Total																	
Percent																	
AM Peak																	
Volume																	
PM Peak																	
Volume																	
Comments:																	

LOCATION: Oakland Ave east of Grand Ave (redo) SPECIFIC LOCATION: Oakland Ave east of Grand Ave (redo) CITY/STATE: Piedmont, CA															QC JOB #: 13746505 DIRECTION: WB DATE: Jun 07 2016		
Start Time	15	16	21	26	31	36	41	46	51	56	61	66	71	76	Total	Pace Speed	Number in Pace
	15	20	25	30	35	40	45	50	55	60	65	70	75	999			
6:00 AM	0	1	6	10	8	1	0	0	0	0	0	0	0	0	26	26-35	18
6:15 AM	0	0	6	7	7	2	0	1	0	0	0	0	0	0	23	26-35	13
6:30 AM	0	1	6	13	7	2	0	0	0	0	0	0	0	0	29	26-35	19
6:45 AM	4	1	5	17	6	2	0	0	0	0	0	0	0	0	35	26-35	23
7:00 AM	1	1	10	16	9	2	0	0	0	0	0	0	0	0	39	21-30	26
7:15 AM	11	7	21	23	7	2	0	0	0	0	0	0	0	0	71	21-30	43
7:30 AM	4	11	27	25	12	2	0	0	0	0	0	0	0	0	81	21-30	52
7:45 AM	22	18	31	25	10	3	1	0	0	0	0	0	0	0	110	21-30	56
8:00 AM	41	17	40	22	5	1	0	0	0	0	0	0	0	0	126	21-30	62
8:15 AM	51	30	46	24	1	0	0	0	0	0	0	0	0	0	152	16-25	76
8:30 AM	52	32	59	15	2	0	0	0	0	0	0	0	0	0	160	16-25	91
8:45 AM	19	24	32	21	10	1	0	0	0	0	0	0	0	0	107	16-25	56
9:00 AM	29	28	19	12	12	2	0	0	0	0	0	0	0	0	102	16-25	46
9:15 AM	22	20	27	20	8	0	0	0	0	0	0	0	0	0	97	17-26	47
9:30 AM	9	13	29	32	10	3	0	0	0	0	0	0	0	0	96	21-30	61
9:45 AM	8	11	22	24	10	0	0	0	0	0	0	0	0	0	75	21-30	45
10:00 AM	23	18	27	19	7	0	0	0	0	0	0	0	0	0	94	21-30	45
10:15 AM	10	7	18	24	13	0	0	0	0	0	0	0	0	0	72	21-30	41
10:30 AM	16	19	24	18	10	3	0	0	0	0	0	0	0	0	90	20-29	42
10:45 AM	5	7	28	10	15	1	0	0	0	0	0	0	0	0	66	21-30	38
11:00 AM	4	14	15	16	11	1	0	0	0	0	0	0	0	0	61	21-30	31
11:15 AM	9	5	25	28	8	6	0	0	0	0	0	0	0	0	81	21-30	52
11:30 AM	13	7	17	17	4	2	1	0	0	0	0	0	0	0	61	21-30	34
11:45 AM	9	11	34	17	8	0	0	0	0	0	0	0	0	0	79	21-30	51
Day Total																	
Percent																	
AM Peak Volume																	
PM Peak Volume																	
Comments:																	

LOCATION: Oakland Ave east of Grand Ave (redo) SPECIFIC LOCATION: Oakland Ave east of Grand Ave (redo) CITY/STATE: Piedmont, CA															QC JOB #: 13746505 DIRECTION: WB DATE: Jun 07 2016		
Start Time	15	20	25	30	35	40	45	50	55	60	65	70	75	999	Total	Pace Speed	Number in Pace
12:00 PM	13	21	19	23	1	1	0	0	0	0	0	0	0	0	78	21-30	41
12:15 PM	10	9	21	28	14	0	0	0	0	0	0	0	0	0	82	21-30	48
12:30 PM	16	9	21	18	9	2	0	0	0	0	0	0	0	0	75	21-30	39
12:45 PM	18	12	20	23	7	0	1	0	0	0	0	0	0	0	81	21-30	42
1:00 PM	20	4	25	13	4	1	1	0	0	0	0	0	0	0	68	21-30	37
1:15 PM	13	13	17	14	4	2	1	0	0	0	0	0	0	0	64	21-30	30
1:30 PM	7	9	26	24	5	0	0	0	0	0	0	0	0	0	71	21-30	49
1:45 PM	6	17	16	21	6	1	1	0	0	0	0	0	0	0	68	21-30	37
2:00 PM	9	11	17	21	6	3	0	0	0	0	0	0	0	0	67	21-30	38
2:15 PM	10	5	14	20	5	3	0	0	0	0	0	0	0	0	57	21-30	34
2:30 PM	5	10	20	17	6	0	0	0	0	0	0	0	0	0	58	21-30	37
2:45 PM	7	2	22	27	3	1	0	0	0	0	0	0	0	0	62	21-30	49
3:00 PM	18	14	19	18	4	0	0	0	0	0	0	0	0	0	73	21-30	37
3:15 PM	10	5	20	25	9	0	0	0	0	0	0	0	0	0	69	21-30	45
3:30 PM	19	13	19	15	5	1	0	0	0	0	0	0	0	0	72	21-30	34
3:45 PM	9	4	17	21	6	1	0	0	0	0	0	0	0	0	58	21-30	38
4:00 PM	26	22	20	7	3	1	0	0	0	0	0	0	0	0	79	16-25	42
4:15 PM	12	10	24	18	12	0	0	0	0	0	0	0	0	0	76	21-30	41
4:30 PM	16	13	19	16	7	0	0	0	0	0	0	0	0	0	71	21-30	35
4:45 PM	9	8	19	23	9	1	1	0	0	0	0	0	0	0	70	21-30	41
5:00 PM	12	11	18	13	7	2	0	0	0	0	0	0	0	0	63	21-30	31
5:15 PM	18	11	20	10	7	0	0	0	0	0	0	0	0	0	66	16-25	31
5:30 PM	14	16	18	10	4	2	0	0	0	0	0	0	0	0	64	16-25	34
5:45 PM	11	8	17	21	11	0	0	0	0	0	0	0	0	0	68	21-30	38
Day Total																	
Percent																	
AM Peak Volume																	
PM Peak Volume																	
Comments:																	

LOCATION: Oakland Ave east of Grand Ave (redo) SPECIFIC LOCATION: Oakland Ave east of Grand Ave (redo) CITY/STATE: Piedmont, CA															QC JOB #: 13746505 DIRECTION: WB DATE: Jun 07 2016			
Start Time	1 15	16 20	21 25	26 30	31 35	36 40	41 45	46 50	51 55	56 60	61 65	66 70	71 75	76 999	Total	Pace Speed	Number in Pace	
6:00 PM	24	9	15	10	10	1	0	0	0	0	0	0	0	0	69	21-30	25	
6:15 PM	7	3	11	17	9	2	0	0	0	0	0	0	0	0	49	23-32	27	
6:30 PM	7	8	16	13	12	1	0	0	0	0	0	0	0	0	57	21-30	29	
6:45 PM	5	7	23	13	6	2	0	0	0	0	0	0	0	0	56	21-30	36	
7:00 PM	5	4	16	12	14	1	0	0	0	0	0	0	0	0	52	23-32	27	
7:15 PM	2	8	16	13	6	1	0	0	0	0	0	0	0	0	46	21-30	29	
7:30 PM	1	6	7	14	8	1	0	1	0	0	0	0	0	0	38	26-35	22	
7:45 PM	1	2	13	12	6	0	0	0	0	0	0	0	0	0	34	21-30	24	
8:00 PM	5	8	15	10	4	2	0	0	0	0	0	0	0	0	44	21-30	25	
8:15 PM	1	2	8	11	8	2	0	0	0	0	0	0	0	0	32	26-35	19	
8:30 PM	2	2	5	8	1	1	0	0	0	0	0	0	0	0	19	21-30	13	
8:45 PM	1	4	8	3	6	0	0	0	0	0	0	0	0	0	22	16-25	12	
9:00 PM	3	2	7	11	4	4	0	0	0	0	0	0	0	0	31	21-30	18	
9:15 PM	0	1	3	13	4	0	0	0	0	0	0	0	0	0	21	26-35	17	
9:30 PM	4	0	2	5	1	1	0	0	0	0	0	0	0	0	13	21-30	7	
9:45 PM	1	0	2	8	1	0	0	0	0	0	0	0	0	0	12	21-30	10	
10:00 PM	1	1	3	3	1	1	0	0	0	0	0	0	0	0	10	23-32	5	
10:15 PM	0	0	4	3	0	1	0	0	0	0	0	0	0	0	8	22-31	6	
10:30 PM	1	0	1	1	2	2	0	0	0	0	0	0	0	0	7	31-40	4	
10:45 PM	0	0	2	3	4	0	0	0	0	0	0	0	0	0	9	26-35	7	
11:00 PM	0	0	2	4	6	0	0	0	0	0	0	0	0	0	12	27-36	9	
11:15 PM	1	0	5	1	2	1	0	0	0	0	0	0	0	0	10	22-31	5	
11:30 PM	1	0	0	0	0	0	0	0	0	0	0	0	0	0	1	15-24	0	
11:45 PM	0	0	0	1	0	0	0	0	0	0	0	0	0	0	1	21-30	1	
Day Total	745	627	1235	1118	496	90	9	2	0	0	0	0	0	0	4322	21-30	2353	
Percent	17.2%	14.5%	28.6%	25.9%	11.5%	2.1%	0.2%	0.0%	0.0%	0.0%	0.0%	0.0%	0.0%	0.0%				
ADT 4322																		
AM Peak Volume	8:30 AM 52	8:30 AM 32	8:30 AM 59	9:30 AM 32	10:45 AM 15	11:15 AM 6	4:00 AM 1	6:15 AM 1								8:30 AM 160		
PM Peak Volume	4:00 PM 26	4:00 PM 22	1:30 PM 26	12:15 PM 28	12:15 PM 14	9:00 PM 4	12:45 PM 1	7:30 PM 1								12:15 PM 82		
<i>Comments:</i>																		

LOCATION: Oakland Ave east of Grand Ave (redo) SPECIFIC LOCATION: Oakland Ave east of Grand Ave (redo) CITY/STATE: Piedmont, CA															QC JOB #: 13746505 DIRECTION: WB DATE: Jun 08 2016		
Start Time	15	16	21	26	31	36	41	46	51	56	61	66	71	76	Total	Pace Speed	Number in Pace
	15	20	25	30	35	40	45	50	55	60	65	70	75	999			
12:00 AM	0	0	0	1	0	0	0	0	0	0	0	0	0	0	1	21-30	1
12:15 AM	0	0	0	1	0	0	0	0	0	0	0	0	0	0	1	21-30	1
12:30 AM	0	0	0	0	1	0	0	0	0	0	0	0	0	0	1	26-35	1
12:45 AM	0	0	0	1	0	0	0	0	0	0	0	0	0	0	1	21-30	1
1:00 AM	0	0	0	0	0	0	0	0	0	0	0	0	0	0	0	1-10	0
1:15 AM	0	0	0	1	0	0	0	0	0	0	0	0	0	0	1	21-30	1
1:30 AM	0	0	0	0	0	0	1	0	0	0	0	0	0	0	1	36-45	1
1:45 AM	0	0	0	0	0	0	0	0	0	0	0	0	0	0	0	1-10	0
2:00 AM	0	0	0	1	0	0	1	0	0	0	0	0	0	0	2	21-30	1
2:15 AM	0	0	0	1	0	0	0	0	0	0	0	0	0	0	1	21-30	1
2:30 AM	0	0	0	0	1	0	1	0	0	0	0	0	0	0	2	26-35	1
2:45 AM	0	0	0	0	0	0	0	0	0	0	0	0	0	0	0	1-10	0
3:00 AM	0	0	0	1	1	0	0	0	0	0	0	0	0	0	2	26-35	2
3:15 AM	0	0	0	0	0	0	0	0	0	0	0	0	0	0	0	1-10	0
3:30 AM	0	0	0	0	0	0	1	0	0	0	0	0	0	0	1	36-45	1
3:45 AM	0	0	0	0	0	0	0	0	0	0	0	0	0	0	0	1-10	0
4:00 AM	0	0	0	0	0	1	0	0	0	0	0	0	0	0	1	31-40	1
4:15 AM	0	0	1	2	2	0	0	0	0	0	0	0	0	0	5	26-35	4
4:30 AM	0	0	1	2	2	1	0	0	0	0	0	0	0	0	6	26-35	4
4:45 AM	0	0	0	3	3	1	1	0	0	0	0	0	0	0	8	28-37	5
5:00 AM	0	0	0	5	2	0	0	0	0	0	0	0	0	0	7	26-35	7
5:15 AM	0	0	0	5	4	3	1	0	0	0	0	0	0	0	13	26-35	9
5:30 AM	1	0	2	9	3	0	0	0	0	0	0	0	0	0	15	26-35	12
5:45 AM	0	0	3	12	3	1	0	0	0	0	0	0	0	0	19	26-35	15
Day Total																	
Percent																	
AM Peak Volume																	
PM Peak Volume																	
Comments:																	

LOCATION: Oakland Ave east of Grand Ave (redo) SPECIFIC LOCATION: Oakland Ave east of Grand Ave (redo) CITY/STATE: Piedmont, CA															QC JOB #: 13746505 DIRECTION: WB DATE: Jun 08 2016		
Start Time	15	20	25	30	35	40	45	50	55	60	65	70	75	999	Total	Pace Speed	Number in Pace
6:00 AM	0	2	2	10	7	0	0	0	0	0	0	0	0	0	21	26-35	16
6:15 AM	0	1	10	9	7	3	0	0	0	0	0	0	0	0	30	21-30	19
6:30 AM	0	1	11	10	5	3	1	0	0	0	0	0	0	0	31	21-30	21
6:45 AM	0	2	11	10	13	1	0	0	0	0	0	0	0	0	37	26-35	23
7:00 AM	1	0	7	13	7	0	0	0	0	0	0	0	0	0	28	21-30	20
7:15 AM	0	5	9	23	15	2	1	0	0	0	0	0	0	0	55	26-35	38
7:30 AM	6	6	18	24	10	1	0	0	0	0	0	0	0	0	65	21-30	41
7:45 AM	24	19	26	17	7	1	0	0	0	0	0	0	0	0	94	16-25	45
8:00 AM	31	28	34	23	11	2	0	0	0	0	0	0	0	0	129	16-25	61
8:15 AM	62	31	33	11	3	0	0	0	0	0	0	0	0	0	140	16-25	63
8:30 AM	49	36	52	9	2	0	0	0	0	0	0	0	0	0	148	16-25	88
8:45 AM	23	16	31	18	15	1	0	0	0	0	0	0	0	0	104	21-30	48
9:00 AM	24	27	28	10	8	3	0	0	0	0	0	0	0	0	100	16-25	54
9:15 AM	7	20	29	27	12	1	0	0	0	0	0	0	0	0	96	21-30	56
9:30 AM	17	14	25	23	3	1	0	0	0	0	0	0	0	0	83	21-30	47
9:45 AM	3	5	19	26	12	4	0	0	0	0	0	0	0	0	69	21-30	45
10:00 AM	10	20	19	9	10	2	0	0	0	0	0	0	0	0	70	16-25	38
10:15 AM	4	7	22	19	12	2	0	0	0	0	0	0	0	0	66	21-30	40
10:30 AM	8	12	18	20	6	0	0	0	0	0	0	0	0	0	64	21-30	38
10:45 AM	3	6	18	32	5	0	1	0	0	0	0	0	0	0	65	21-30	50
11:00 AM	7	8	31	23	6	0	0	0	0	0	0	0	0	0	75	21-30	53
11:15 AM	6	13	21	17	3	0	0	0	0	0	0	0	0	0	60	21-30	38
11:30 AM	13	13	8	18	10	2	0	0	0	0	0	0	0	0	64	26-35	28
11:45 AM	3	9	24	24	7	2	0	0	0	0	0	0	0	0	69	21-30	47
Day Total																	
Percent																	
AM Peak Volume																	
PM Peak Volume																	
Comments:																	

LOCATION: Oakland Ave east of Grand Ave (redo) SPECIFIC LOCATION: Oakland Ave east of Grand Ave (redo) CITY/STATE: Piedmont, CA															QC JOB #: 13746505 DIRECTION: WB DATE: Jun 08 2016		
Start Time	1 15	16 20	21 25	26 30	31 35	36 40	41 45	46 50	51 55	56 60	61 65	66 70	71 75	76 999	Total	Pace Speed	Number in Pace
12:00 PM	3	5	13	23	12	6	1	0	0	0	0	0	0	0	63	21-30	36
12:15 PM	7	4	21	25	9	0	0	0	0	0	0	0	0	0	66	21-30	46
12:30 PM	15	22	30	15	6	1	0	0	0	0	0	0	0	0	89	16-25	52
12:45 PM	3	9	22	16	14	1	0	0	0	0	0	0	0	0	65	21-30	38
1:00 PM	18	5	19	19	5	0	0	0	0	0	0	0	0	0	66	21-30	37
1:15 PM	10	18	22	21	8	2	0	0	0	0	0	0	0	0	81	21-30	43
1:30 PM	9	13	26	16	10	0	0	0	0	0	0	0	0	0	74	21-30	42
1:45 PM	7	9	23	18	11	2	1	0	0	0	0	0	0	0	71	21-30	40
2:00 PM	9	7	23	15	5	0	0	0	0	0	0	0	0	0	59	21-30	38
2:15 PM	3	10	19	21	6	2	0	0	0	0	0	0	0	0	61	21-30	40
2:30 PM	7	7	14	21	14	2	0	0	0	0	0	0	0	0	65	21-30	35
2:45 PM	3	5	19	23	7	1	0	0	0	0	0	0	0	0	58	21-30	41
3:00 PM	13	8	20	14	6	0	0	0	0	0	0	0	0	0	61	21-30	33
3:15 PM	9	15	11	16	6	0	0	0	0	0	0	0	0	0	57	21-30	27
3:30 PM	21	13	29	17	14	2	0	1	0	0	0	0	0	0	97	21-30	46
3:45 PM	17	21	18	25	2	0	1	0	0	0	0	0	0	0	84	21-30	43
4:00 PM	22	17	19	10	5	0	0	0	0	0	0	0	0	0	73	16-25	35
4:15 PM	4	15	20	11	8	0	0	0	0	0	0	0	0	0	58	16-25	35
4:30 PM	15	7	18	14	7	0	0	0	0	0	0	0	0	0	61	21-30	31
4:45 PM	6	9	15	15	11	2	0	0	0	0	0	0	0	0	58	21-30	30
5:00 PM	17	19	19	14	10	0	0	0	0	0	0	0	0	0	79	16-25	37
5:15 PM	5	3	19	16	4	1	1	1	0	0	0	0	0	0	50	21-30	35
5:30 PM	26	13	9	12	3	0	0	0	0	0	0	0	0	0	63	20-29	21
5:45 PM	16	7	15	12	6	2	0	0	0	0	0	0	0	0	58	21-30	26
Day Total																	
Percent																	
AM Peak Volume																	
PM Peak Volume																	
Comments:																	

LOCATION: Oakland Ave east of Grand Ave (redo) SPECIFIC LOCATION: Oakland Ave east of Grand Ave (redo) CITY/STATE: Piedmont, CA															QC JOB #: 13746505 DIRECTION: WB DATE: Jun 08 2016		
Start Time	1 15	16 20	21 25	26 30	31 35	36 40	41 45	46 50	51 55	56 60	61 65	66 70	71 75	76 999	Total	Pace Speed	Number in Pace
6:00 PM	21	12	10	16	3	1	1	0	0	0	0	0	0	0	64	21-30	26
6:15 PM	6	2	10	17	4	1	0	0	0	0	0	0	0	0	40	21-30	26
6:30 PM	6	8	19	18	5	0	0	0	0	0	0	0	0	0	56	21-30	37
6:45 PM	4	2	15	20	8	0	0	0	0	0	0	0	0	0	49	21-30	35
7:00 PM	2	4	14	12	5	2	0	1	0	0	0	0	0	0	40	21-30	25
7:15 PM	10	3	9	21	8	0	0	0	0	0	0	0	0	0	51	21-30	30
7:30 PM	2	5	4	8	7	0	0	0	0	0	0	0	0	0	26	26-35	14
7:45 PM	0	2	4	6	8	1	0	0	0	0	0	0	0	0	21	26-35	14
8:00 PM	4	1	11	12	4	2	0	0	0	0	0	0	0	0	34	21-30	22
8:15 PM	4	3	6	12	2	0	0	0	0	0	0	0	0	0	27	22-31	17
8:30 PM	2	9	5	9	3	0	1	0	0	0	0	0	0	0	29	21-30	14
8:45 PM	3	2	9	16	5	0	0	0	0	0	0	0	0	0	35	21-30	25
9:00 PM	0	4	8	11	4	2	0	0	0	0	0	0	0	0	29	21-30	19
9:15 PM	0	0	7	12	3	1	0	0	0	0	0	0	0	0	23	22-31	18
9:30 PM	0	0	0	9	7	1	0	0	0	0	0	0	0	0	17	26-35	15
9:45 PM	0	2	5	15	3	0	0	0	0	0	0	0	0	0	25	21-30	20
10:00 PM	1	1	3	7	2	0	0	0	0	0	0	0	0	0	14	21-30	10
10:15 PM	0	1	2	3	6	0	0	0	0	0	0	0	0	0	12	27-36	8
10:30 PM	0	2	1	7	0	0	0	0	0	0	0	0	0	0	10	21-30	8
10:45 PM	1	0	0	2	0	0	0	0	0	0	0	0	0	0	3	21-30	2
11:00 PM	0	0	2	2	2	1	0	0	0	0	0	0	0	0	7	26-35	4
11:15 PM	0	0	1	2	2	0	0	0	0	0	0	0	0	0	5	26-35	4
11:30 PM	0	0	1	1	0	0	0	0	0	0	0	0	0	0	2	21-30	2
11:45 PM	1	0	1	1	5	1	0	0	0	0	0	0	0	0	9	26-35	6
Day Total	634	625	1123	1118	503	75	15	3	0	0	0	0	0	0	4096	21-30	2241
Percent	15.5%	15.3%	27.4%	27.3%	12.3%	1.8%	0.4%	0.1%	0.0%	0.0%	0.0%	0.0%	0.0%	0.0%			
ADT 4096																	
AM Peak Volume	8:15 AM	8:30 AM	8:30 AM	10:45 AM	7:15 AM	9:45 AM	1:30 AM	8:30 AM							148		
PM Peak Volume	5:30 PM	12:30 PM	12:30 PM	12:15 PM	12:45 PM	12:00 PM	12:00 PM	3:30 PM	3:30 PM						97		
<i>Comments:</i>																	

LOCATION: Oakland Ave east of Grand Ave (redo)														QC JOB #: 13746505			
SPECIFIC LOCATION: Oakland Ave east of Grand Ave (redo)														DIRECTION: WB			
CITY/STATE: Piedmont, CA														DATE: Jun 07 2016 - Jun 08 2016			
Start Time	1 15	16 20	21 25	26 30	31 35	36 40	41 45	46 50	51 55	56 60	61 65	66 70	71 75	76 999	Total	Pace Speed	Number in Pace
Grand Total	1379	1252	2358	2236	999	165	24	5	0	0	0	0	0	0	8418	21-30	4594
Percent	16.4%	14.9%	28.0%	26.6%	11.9%	2.0%	0.3%	0.1%	0.0%	0.0%	0.0%	0.0%	0.0%	0.0%			
Cumulative Percent	16.4%	31.3%	59.3%	85.8%	97.7%	99.7%	99.9%	100.0%	100.0%	100.0%	100.0%	100.0%	100.0%	100.0%			
ADT 4209															85th Percentile 29 MPH Mean Speed(Average) 22 MPH Median 23 MPH Mode: 23 MPH		
<i>Comments:</i>																	



LOCATION: Oakland Ave east of Grand Ave (redo) SPECIFIC LOCATION: Oakland Ave east of Grand Ave (redo) CITY/STATE: Piedmont, CA						QC JOB #: 13746505 DIRECTION: EB/WB DATE: Jun 07 2016 - Jun 08 2016				
Start Time	Mon 07-Jun-16	Tue 08-Jun-16	Wed 08-Jun-16	Thu	Fri	Average Weekday Hourly Traffic	Sat	Sun	Average Week Hourly Traffic	Average Week Profile
12:00 AM		3	6			5			5	
12:15 AM		7	6			7			7	
12:30 AM		3	5			4			4	
12:45 AM		8	6			7			7	
1:00 AM		5	2			4			4	
1:15 AM		5	5			5			5	
1:30 AM		1	2			2			2	
1:45 AM		2	0			1			1	
2:00 AM		1	4			3			3	
2:15 AM		1	2			2			2	
2:30 AM		2	2			2			2	
2:45 AM		1	0			1			1	
3:00 AM		1	2			2			2	
3:15 AM		0	1			1			1	
3:30 AM		1	2			2			2	
3:45 AM		5	1			3			3	
4:00 AM		4	2			3			3	
4:15 AM		6	5			6			6	
4:30 AM		2	7			5			5	
4:45 AM		6	10			8			8	
5:00 AM		9	8			9			9	
5:15 AM		15	22			19			19	
5:30 AM		13	20			17			17	
5:45 AM		27	31			29			29	
Day Total										
% Weekday Average										
% Week Average										
AM Peak Volume										
PM Peak Volume										
<i>Comments:</i>										

LOCATION: Oakland Ave east of Grand Ave (redo) **QC JOB #:** 13746505
SPECIFIC LOCATION: Oakland Ave east of Grand Ave (redo) **DIRECTION:** EB/WB
CITY/STATE: Piedmont, CA **DATE:** Jun 07 2016 - Jun 08 2016

Start Time	Mon 07-Jun-16	Tue 08-Jun-16	Wed 08-Jun-16	Thu	Fri	Average Weekday Hourly Traffic	Sat	Sun	Average Week Hourly Traffic	Average Week Profile
6:00 AM		39	29			34			34	
6:15 AM		35	38			37			37	
6:30 AM		40	51			46			46	
6:45 AM		57	52			55			55	
7:00 AM		60	53			57			57	
7:15 AM		100	82			91			91	
7:30 AM		143	128			136			136	
7:45 AM		204	177			191			191	
8:00 AM		210	204			207			207	
8:15 AM		224	199			212			212	
8:30 AM		233	193			213			213	
8:45 AM		160	151			156			156	
9:00 AM		147	152			150			150	
9:15 AM		139	134			137			137	
9:30 AM		144	123			134			134	
9:45 AM		110	131			121			121	
10:00 AM		136	118			127			127	
10:15 AM		114	110			112			112	
10:30 AM		147	109			128			128	
10:45 AM		138	120			129			129	
11:00 AM		120	118			119			119	
11:15 AM		118	120			119			119	
11:30 AM		110	126			118			118	
11:45 AM		138	135			137			137	
Day Total										
% Weekday Average										
% Week Average										
AM Peak Volume										
PM Peak Volume										

Comments:

LOCATION: Oakland Ave east of Grand Ave (redo) SPECIFIC LOCATION: Oakland Ave east of Grand Ave (redo) CITY/STATE: Piedmont, CA						QC JOB #: 13746505 DIRECTION: EB/WB DATE: Jun 07 2016 - Jun 08 2016				
Start Time	Mon 07-Jun-16	Tue 08-Jun-16	Wed 08-Jun-16	Thu	Fri	Average Weekday Hourly Traffic	Sat	Sun	Average Week Hourly Traffic	Average Week Profile
12:00 PM		153	132			143			143	
12:15 PM		158	136			147			147	
12:30 PM		152	153			153			153	
12:45 PM		155	161			158			158	
1:00 PM		140	145			143			143	
1:15 PM		137	137			137			137	
1:30 PM		136	156			146			146	
1:45 PM		137	151			144			144	
2:00 PM		130	132			131			131	
2:15 PM		107	141			124			124	
2:30 PM		124	131			128			128	
2:45 PM		141	143			142			142	
3:00 PM		157	138			148			148	
3:15 PM		162	123			143			143	
3:30 PM		173	172			173			173	
3:45 PM		173	198			186			186	
4:00 PM		194	173			184			184	
4:15 PM		196	171			184			184	
4:30 PM		191	153			172			172	
4:45 PM		190	185			188			188	
5:00 PM		202	196			199			199	
5:15 PM		211	162			187			187	
5:30 PM		183	180			182			182	
5:45 PM		202	195			199			199	
Day Total										
% Weekday Average										
% Week Average										
AM Peak Volume										
PM Peak Volume										
<i>Comments:</i>										

LOCATION: Oakland Ave east of Grand Ave (redo) SPECIFIC LOCATION: Oakland Ave east of Grand Ave (redo) CITY/STATE: Piedmont, CA						QC JOB #: 13746505 DIRECTION: EB/WB DATE: Jun 07 2016 - Jun 08 2016				
Start Time	Mon 07-Jun-16	Tue 08-Jun-16	Wed 08-Jun-16	Thu	Fri	Average Weekday Hourly Traffic	Sat	Sun	Average Week Hourly Traffic	Average Week Profile
6:00 PM		202	167			185			185	
6:15 PM		167	149			158			158	
6:30 PM		160	145			153			153	
6:45 PM		150	128			139			139	
7:00 PM		129	97			113			113	
7:15 PM		123	102			113			113	
7:30 PM		123	71			97			97	
7:45 PM		78	68			73			73	
8:00 PM		91	68			80			80	
8:15 PM		78	73			76			76	
8:30 PM		54	67			61			61	
8:45 PM		60	76			68			68	
9:00 PM		64	69			67			67	
9:15 PM		53	60			57			57	
9:30 PM		47	53			50			50	
9:45 PM		40	46			43			43	
10:00 PM		27	34			31			31	
10:15 PM		31	28			30			30	
10:30 PM		22	26			24			24	
10:45 PM		37	20			29			29	
11:00 PM		24	14			19			19	
11:15 PM		25	13			19			19	
11:30 PM		12	14			13			13	
11:45 PM		8	10			9			9	
Day Total		8903	8366			8661			8661	
% Weekday Average		102.8%	96.6%							
% Week Average		102.8%	96.6%			100.0%				
AM Peak		8:30 AM	8:00 AM			8:30 AM			8:30 AM	
Volume		233	204			213			213	
PM Peak		5:15 PM	3:45 PM			5:00 PM			5:00 PM	
Volume		211	198			199			199	
<i>Comments:</i>										

APPENDIX B: SIGNAL TIMING SHEETS

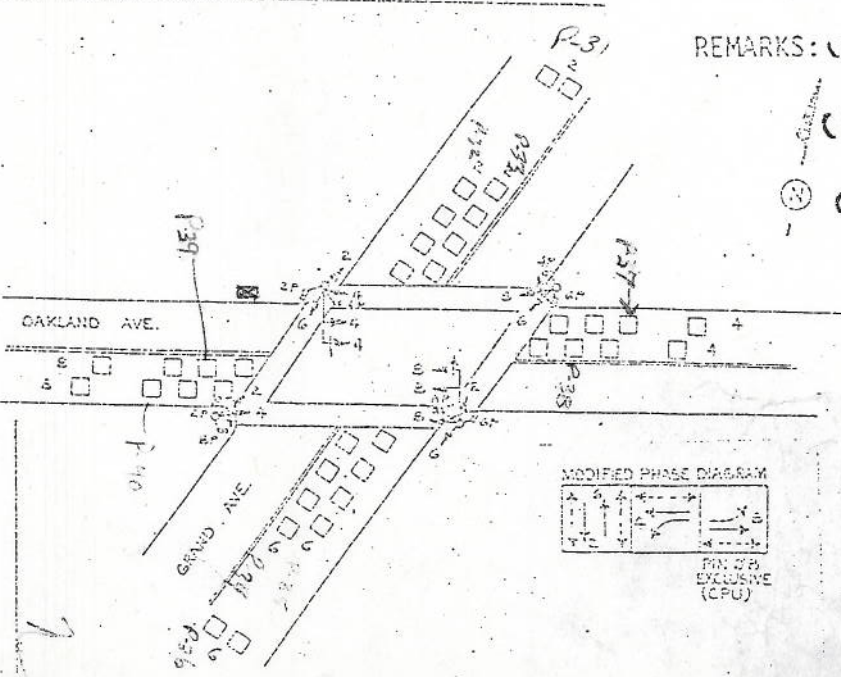
INTERSECTION

Oakland Ave & Grand Ave.

CONTROLLER TYPE

Multisonics 911 installed 4-8-86

PROGRAM	TIMING FUNCTION	Phase				OVERLAPS	
		Ø 2	Ø 4	Ø 6	Ø 8		
Start Flash In All Red Time (sec.)	Max					Overlap #1	
	Min	X		X		Yellow (sec)	
	Ped					Red (sec)	
First Phases: 2+6	NON-LOCK	X	X	X	X	Phase	
	INITIAL	Min	X12	X6	X12	X6	Overlap #2
Display: 6	Per Act					Yellow (sec)	
GENERAL	Max	X12	X6	X12	X6	Red (sec)	
Dual Entry	PEDESTRIAN	Walk	10	10	10	10	Phase
G. P. T.		Protect	12	12	12	12	Overlap #3
Sim Gap	EXTENSION	Preset	2	3	2	3	Yellow (sec)
Max Ext.		Minimum					Red (sec)
Red Rest 1-4	REDUCTION	Before					Phase
Red Rest 5-8		To Min					Overlap #4
Min Red (sec)	MAXIMUM	Max 1	32	30	32	30	Yellow (sec)
		Max 2	32	45	32	45	Red (sec)
	CLEARANCE	Yellow	3.5	3.5	3.5	3.5	Phase
		Red	0.5	1.5	0.5	1.5	
	DETECTOR	Ext. / Del	2.0 / 1.5	2.0 / 1.5	2.0 / 1.5		



REMARKS: (1) Ø 8 must be pinned exclusive
 (2) Ø 4 MAX. 6:30 AM to 9:00 AM
 Mon - Fri. 45 sec.
 (3) Ø 8 MAX. 3:00 PM. to 6:30 PM.
 Mon - Fri. 45 sec.

APPROVAL RECOMMENDED		CHECKED
By:	Date:	By:
APPROVED		
By:	Date:	
INSTALLED		
Date:	Time:	By:
6-18-86		Earl D.

APPENDIX C: EXISTING CONDITIONS LOS WORKSHEETS

HCM Signalized Intersection Capacity Analysis

22: Grand Ave & Oakland Avenue

Existing AM
AM Peak Hour



Movement	EBL	EBT	EBR	WBL	WBT	WBR	NBL	NBT	NBR	SBL	SBT	SBR
Lane Configurations		↖	↗		↖	↗	↖	↗		↖	↗	
Volume (vph)	76	162	15	129	401	14	40	327	33	30	209	43
Ideal Flow (vphpl)	1900	1900	1900	1900	1900	1900	1900	1900	1900	1900	1900	1900
Total Lost time (s)		5.0	5.0		5.0	5.0	4.0	4.0		4.0	4.0	
Lane Util. Factor		1.00	1.00		1.00	1.00	1.00	1.00		1.00	1.00	
Frbp, ped/bikes		1.00	0.92		1.00	0.92	1.00	1.00		1.00	0.99	
Flpb, ped/bikes		1.00	1.00		1.00	1.00	0.97	1.00		0.99	1.00	
Frt		1.00	0.85		1.00	0.85	1.00	0.99		1.00	0.97	
Flt Protected		0.98	1.00		0.99	1.00	0.95	1.00		0.95	1.00	
Satd. Flow (prot)		1786	1462		1840	1415	1719	1829		1734	1789	
Flt Permitted		0.98	1.00		0.99	1.00	0.36	1.00		0.16	1.00	
Satd. Flow (perm)		1786	1462		1840	1415	644	1829		294	1789	
Peak-hour factor, PHF	0.91	0.91	0.91	0.91	0.91	0.91	0.91	0.91	0.91	0.91	0.91	0.91
Adj. Flow (vph)	84	178	16	142	441	15	44	359	36	33	230	47
RTOR Reduction (vph)	0	0	0	0	0	0	0	0	0	0	0	0
Lane Group Flow (vph)	0	262	16	0	583	15	44	395	0	33	277	0
Confl. Peds. (#/hr)			24			25	23		13	13		23
Confl. Bikes (#/hr)						1						9
Heavy Vehicles (%)	2%	6%	2%	2%	2%	5%	2%	2%	2%	3%	2%	2%
Turn Type	Split	NA	Perm	Split	NA	Perm	Perm	NA		Perm	NA	
Protected Phases	8	8		4	4			6				2
Permitted Phases			8			4	6			2		
Actuated Green, G (s)		19.9	19.9		45.6	45.6	26.4	26.4		26.4	26.4	
Effective Green, g (s)		19.9	19.9		45.6	45.6	26.4	26.4		26.4	26.4	
Actuated g/C Ratio		0.19	0.19		0.43	0.43	0.25	0.25		0.25	0.25	
Clearance Time (s)		5.0	5.0		5.0	5.0	4.0	4.0		4.0	4.0	
Vehicle Extension (s)		1.5	1.5		1.5	1.5	2.0	2.0		2.0	2.0	
Lane Grp Cap (vph)		335	274		792	609	160	455		73	445	
v/s Ratio Prot		c0.15			c0.32			c0.22				0.15
v/s Ratio Perm			0.01			0.01	0.07			0.11		
v/c Ratio		0.78	0.06		0.74	0.02	0.28	0.87		0.45	0.62	
Uniform Delay, d1		40.9	35.3		25.1	17.4	32.0	38.1		33.6	35.3	
Progression Factor		1.00	1.00		1.00	1.00	1.00	1.00		1.00	1.00	
Incremental Delay, d2		10.5	0.0		6.0	0.1	0.3	15.5		1.6	2.0	
Delay (s)		51.4	35.3		31.2	17.4	32.4	53.5		35.2	37.3	
Level of Service		D	D		C	B	C	D		D	D	
Approach Delay (s)		50.5			30.8			51.4			37.1	
Approach LOS		D			C			D			D	

Intersection Summary

HCM 2000 Control Delay	40.9	HCM 2000 Level of Service	D
HCM 2000 Volume to Capacity ratio	0.78		
Actuated Cycle Length (s)	105.9	Sum of lost time (s)	14.0
Intersection Capacity Utilization	88.4%	ICU Level of Service	E
Analysis Period (min)	15		

c Critical Lane Group

Queues
22: Grand Ave & Oakland Avenue

Existing AM
AM Peak Hour



Lane Group	EBT	EBR	WBT	WBR	NBL	NBT	SBL	SBT
Lane Group Flow (vph)	262	16	583	15	44	395	33	277
v/c Ratio	0.78	0.06	0.74	0.02	0.28	0.87	0.45	0.62
Control Delay	58.2	36.3	34.7	22.1	38.6	58.9	57.0	42.8
Queue Delay	0.0	0.0	0.0	0.0	0.0	0.0	0.0	0.0
Total Delay	58.2	36.3	34.7	22.1	38.6	58.9	57.0	42.8
Queue Length 50th (ft)	174	9	348	6	25	263	19	171
Queue Length 95th (ft)	273	29	#604	22	63	#439	59	278
Internal Link Dist (ft)	737		756			1397		661
Turn Bay Length (ft)		75		75	100		100	
Base Capacity (vph)	511	415	790	602	196	558	89	546
Starvation Cap Reductn	0	0	0	0	0	0	0	0
Spillback Cap Reductn	0	0	0	0	0	0	0	0
Storage Cap Reductn	0	0	0	0	0	0	0	0
Reduced v/c Ratio	0.51	0.04	0.74	0.02	0.22	0.71	0.37	0.51

Intersection Summary

95th percentile volume exceeds capacity, queue may be longer.
Queue shown is maximum after two cycles.

HCM Signalized Intersection Capacity Analysis

22: Grand Ave & Oakland Avenue

Existing PM
PM Peak Hour



Movement	EBL	EBT	EBR	WBL	WBT	WBR	NBL	NBT	NBR	SBL	SBT	SBR
Lane Configurations		↖	↗		↖	↗	↖	↗		↖	↗	
Volume (vph)	137	396	71	86	149	9	37	295	61	30	397	35
Ideal Flow (vphpl)	1900	1900	1900	1900	1900	1900	1900	1900	1900	1900	1900	1900
Total Lost time (s)		5.0	5.0		5.0	5.0	4.0	4.0		4.0	4.0	
Lane Util. Factor		1.00	1.00		1.00	1.00	1.00	1.00		1.00	1.00	
Frbp, ped/bikes		1.00	0.96		1.00	0.97	1.00	0.99		1.00	1.00	
Flpb, ped/bikes		1.00	1.00		1.00	1.00	1.00	1.00		0.99	1.00	
Frt		1.00	0.85		1.00	0.85	1.00	0.97		1.00	0.99	
Flt Protected		0.99	1.00		0.98	1.00	0.95	1.00		0.95	1.00	
Satd. Flow (prot)		1839	1525		1796	1529	1770	1797		1749	1829	
Flt Permitted		0.99	1.00		0.98	1.00	0.13	1.00		0.24	1.00	
Satd. Flow (perm)		1839	1525		1796	1529	244	1797		442	1829	
Peak-hour factor, PHF	0.94	0.94	0.94	0.94	0.94	0.94	0.94	0.94	0.94	0.94	0.94	0.94
Adj. Flow (vph)	146	421	76	91	159	10	39	314	65	32	422	37
RTOR Reduction (vph)	0	0	0	0	0	0	0	0	0	0	0	0
Lane Group Flow (vph)	0	567	76	0	250	10	39	379	0	32	459	0
Confl. Peds. (#/hr)			7			6	9		13	13		9
Confl. Bikes (#/hr)									5			9
Heavy Vehicles (%)	2%	2%	2%	2%	5%	2%	2%	2%	2%	2%	2%	4%
Turn Type	Split	NA	Perm	Split	NA	Perm	Perm	NA		Perm	NA	
Protected Phases	8	8		4	4			6				2
Permitted Phases			8			4	6			2		
Actuated Green, G (s)		45.2	45.2		19.0	19.0	30.5	30.5		30.5	30.5	
Effective Green, g (s)		45.2	45.2		19.0	19.0	30.5	30.5		30.5	30.5	
Actuated g/C Ratio		0.42	0.42		0.17	0.17	0.28	0.28		0.28	0.28	
Clearance Time (s)		5.0	5.0		5.0	5.0	4.0	4.0		4.0	4.0	
Vehicle Extension (s)		1.5	1.5		1.5	1.5	2.0	2.0		2.0	2.0	
Lane Grp Cap (vph)		764	634		313	267	68	504		124	513	
v/s Ratio Prot		c0.31			c0.14			0.21				c0.25
v/s Ratio Perm			0.05			0.01	0.16			0.07		
v/c Ratio		0.74	0.12		0.80	0.04	0.57	0.75		0.26	0.89	
Uniform Delay, d1		26.8	19.5		43.0	37.3	33.5	35.7		30.3	37.6	
Progression Factor		1.00	1.00		1.00	1.00	1.00	1.00		1.00	1.00	
Incremental Delay, d2		6.4	0.4		12.4	0.0	7.1	5.6		0.4	17.5	
Delay (s)		33.3	19.9		55.5	37.3	40.6	41.2		30.7	55.0	
Level of Service		C	B		E	D	D	D		C	E	
Approach Delay (s)		31.7			54.8			41.2			53.4	
Approach LOS		C			D			D			D	

Intersection Summary

HCM 2000 Control Delay	43.1	HCM 2000 Level of Service	D
HCM 2000 Volume to Capacity ratio	0.80		
Actuated Cycle Length (s)	108.7	Sum of lost time (s)	14.0
Intersection Capacity Utilization	84.5%	ICU Level of Service	E
Analysis Period (min)	15		

c Critical Lane Group

Queues
22: Grand Ave & Oakland Avenue

Existing PM
PM Peak Hour



Lane Group	EBT	EBR	WBT	WBR	NBL	NBT	SBL	SBT
Lane Group Flow (vph)	567	76	250	10	39	379	32	459
v/c Ratio	0.74	0.12	0.80	0.04	0.57	0.75	0.26	0.90
Control Delay	35.6	22.6	62.2	36.7	70.9	47.3	38.9	59.9
Queue Delay	0.0	0.0	0.0	0.0	0.0	0.0	0.0	0.0
Total Delay	35.6	22.6	62.2	36.7	70.9	47.3	38.9	59.9
Queue Length 50th (ft)	337	33	171	6	23	241	17	307
Queue Length 95th (ft)	#544	72	260	21	#84	#410	51	#543
Internal Link Dist (ft)	737		756			1397		661
Turn Bay Length (ft)		75		75	100		100	
Base Capacity (vph)	764	632	497	422	71	530	130	540
Starvation Cap Reductn	0	0	0	0	0	0	0	0
Spillback Cap Reductn	0	0	0	0	0	0	0	0
Storage Cap Reductn	0	0	0	0	0	0	0	0
Reduced v/c Ratio	0.74	0.12	0.50	0.02	0.55	0.72	0.25	0.85

Intersection Summary

95th percentile volume exceeds capacity, queue may be longer.
Queue shown is maximum after two cycles.

APPENDIX D: SIGNAL OPTIMIZATION SCENARIO LOS WORKSHEETS



HCM Signalized Intersection Capacity Analysis

22: Grand Ave & Oakland Avenue

Existing AM Option 1
AM Peak Hour



Movement	EBL	EBT	EBR	WBL	WBT	WBR	NBL	NBT	NBR	SBL	SBT	SBR
Lane Configurations		↖	↗		↖	↗	↖	↗		↖	↗	
Volume (vph)	76	162	15	129	401	14	40	327	33	30	209	43
Ideal Flow (vphpl)	1900	1900	1900	1900	1900	1900	1900	1900	1900	1900	1900	1900
Total Lost time (s)		5.0	5.0		5.0	5.0	4.0	4.0		4.0	4.0	
Lane Util. Factor		1.00	1.00		1.00	1.00	1.00	1.00		1.00	1.00	
Frbp, ped/bikes		1.00	0.94		1.00	0.94	1.00	1.00		1.00	0.99	
Flpb, ped/bikes		1.00	1.00		1.00	1.00	0.98	1.00		0.99	1.00	
Frt		1.00	0.85		1.00	0.85	1.00	0.99		1.00	0.97	
Flt Protected		0.98	1.00		0.99	1.00	0.95	1.00		0.95	1.00	
Satd. Flow (prot)		1786	1495		1840	1448	1728	1830		1736	1793	
Flt Permitted		0.98	1.00		0.99	1.00	0.39	1.00		0.19	1.00	
Satd. Flow (perm)		1786	1495		1840	1448	702	1830		351	1793	
Peak-hour factor, PHF	0.91	0.91	0.91	0.91	0.91	0.91	0.91	0.91	0.91	0.91	0.91	0.91
Adj. Flow (vph)	84	178	16	142	441	15	44	359	36	33	230	47
RTOR Reduction (vph)	0	0	0	0	0	0	0	0	0	0	0	0
Lane Group Flow (vph)	0	262	16	0	583	15	44	395	0	33	277	0
Confl. Peds. (#/hr)			24			25	23		13	13		23
Confl. Bikes (#/hr)						1						9
Heavy Vehicles (%)	2%	6%	2%	2%	2%	5%	2%	2%	2%	3%	2%	2%
Turn Type	Split	NA	Perm	Split	NA	Perm	Perm	NA		Perm	NA	
Protected Phases	8	8		4	4			6				2
Permitted Phases			8			4	6			2		
Actuated Green, G (s)		17.9	17.9		29.9	29.9	21.0	21.0		21.0	21.0	
Effective Green, g (s)		17.9	17.9		29.9	29.9	21.0	21.0		21.0	21.0	
Actuated g/C Ratio		0.22	0.22		0.36	0.36	0.25	0.25		0.25	0.25	
Clearance Time (s)		5.0	5.0		5.0	5.0	4.0	4.0		4.0	4.0	
Vehicle Extension (s)		1.5	1.5		1.5	1.5	2.0	2.0		2.0	2.0	
Lane Grp Cap (vph)		386	323		664	522	178	464		89	454	
v/s Ratio Prot		c0.15			c0.32			c0.22				0.15
v/s Ratio Perm			0.01			0.01	0.06			0.09		
v/c Ratio		0.68	0.05		0.88	0.03	0.25	0.85		0.37	0.61	
Uniform Delay, d1		29.8	25.7		24.7	17.1	24.6	29.4		25.5	27.3	
Progression Factor		1.00	1.00		1.00	1.00	1.00	1.00		1.00	1.00	
Incremental Delay, d2		3.7	0.0		12.2	0.0	0.3	13.5		1.0	1.7	
Delay (s)		33.5	25.7		37.0	17.1	24.9	42.9		26.4	29.0	
Level of Service		C	C		D	B	C	D		C	C	
Approach Delay (s)		33.1			36.5			41.1			28.7	
Approach LOS		C			D			D			C	

Intersection Summary

HCM 2000 Control Delay	35.7	HCM 2000 Level of Service	D
HCM 2000 Volume to Capacity ratio	0.82		
Actuated Cycle Length (s)	82.8	Sum of lost time (s)	14.0
Intersection Capacity Utilization	90.7%	ICU Level of Service	E
Analysis Period (min)	15		

c Critical Lane Group

Queues
22: Grand Ave & Oakland Avenue

Existing AM Option 1
AM Peak Hour



Lane Group	EBT	EBR	WBT	WBR	NBL	NBT	SBL	SBT
Lane Group Flow (vph)	262	16	583	15	44	395	33	277
v/c Ratio	0.68	0.05	0.88	0.03	0.25	0.85	0.38	0.61
Control Delay	39.8	25.8	44.3	21.3	32.1	50.7	43.0	35.9
Queue Delay	0.0	0.0	0.0	0.0	0.0	0.0	0.0	0.0
Total Delay	39.8	25.8	44.3	21.3	32.1	50.7	43.0	35.9
Queue Length 50th (ft)	132	7	280	5	18	193	14	125
Queue Length 95th (ft)	210	23	#562	20	54	#398	49	237
Internal Link Dist (ft)	737		756			1397		661
Turn Bay Length (ft)		75		75	100		100	
Base Capacity (vph)	593	494	702	549	198	517	99	507
Starvation Cap Reductn	0	0	0	0	0	0	0	0
Spillback Cap Reductn	0	0	0	0	0	0	0	0
Storage Cap Reductn	0	0	0	0	0	0	0	0
Reduced v/c Ratio	0.44	0.03	0.83	0.03	0.22	0.76	0.33	0.55

Intersection Summary

95th percentile volume exceeds capacity, queue may be longer.
Queue shown is maximum after two cycles.

HCM Signalized Intersection Capacity Analysis

22: Grand Ave & Oakland Avenue

Existing PM Option 1
PM Peak Hour



Movement	EBL	EBT	EBR	WBL	WBT	WBR	NBL	NBT	NBR	SBL	SBT	SBR
Lane Configurations		↖	↗		↖	↗	↖	↗		↖	↗	
Volume (vph)	137	396	71	86	149	9	37	295	61	30	397	35
Ideal Flow (vphpl)	1900	1900	1900	1900	1900	1900	1900	1900	1900	1900	1900	1900
Total Lost time (s)		5.0	5.0		5.0	5.0	4.0	4.0		4.0	4.0	
Lane Util. Factor		1.00	1.00		1.00	1.00	1.00	1.00		1.00	1.00	
Frbp, ped/bikes		1.00	0.97		1.00	0.97	1.00	0.99		1.00	1.00	
Flpb, ped/bikes		1.00	1.00		1.00	1.00	0.99	1.00		0.99	1.00	
Frt		1.00	0.85		1.00	0.85	1.00	0.97		1.00	0.99	
Flt Protected		0.99	1.00		0.98	1.00	0.95	1.00		0.95	1.00	
Satd. Flow (prot)		1839	1535		1796	1537	1760	1799		1751	1830	
Flt Permitted		0.99	1.00		0.98	1.00	0.17	1.00		0.27	1.00	
Satd. Flow (perm)		1839	1535		1796	1537	306	1799		506	1830	
Peak-hour factor, PHF	0.94	0.94	0.94	0.94	0.94	0.94	0.94	0.94	0.94	0.94	0.94	0.94
Adj. Flow (vph)	146	421	76	91	159	10	39	314	65	32	422	37
RTOR Reduction (vph)	0	0	0	0	0	0	0	0	0	0	0	0
Lane Group Flow (vph)	0	567	76	0	250	10	39	379	0	32	459	0
Confl. Peds. (#/hr)			7			6	9		13	13		9
Confl. Bikes (#/hr)									5			9
Heavy Vehicles (%)	2%	2%	2%	2%	5%	2%	2%	2%	2%	2%	2%	4%
Turn Type	Split	NA	Perm	Split	NA	Perm	Perm	NA		Perm	NA	
Protected Phases	8	8		4	4			6				2
Permitted Phases			8			4	6			2		
Actuated Green, G (s)		29.2	29.2		16.1	16.1	24.2	24.2		24.2	24.2	
Effective Green, g (s)		29.2	29.2		16.1	16.1	24.2	24.2		24.2	24.2	
Actuated g/C Ratio		0.35	0.35		0.19	0.19	0.29	0.29		0.29	0.29	
Clearance Time (s)		5.0	5.0		5.0	5.0	4.0	4.0		4.0	4.0	
Vehicle Extension (s)		1.5	1.5		1.5	1.5	2.0	2.0		2.0	2.0	
Lane Grp Cap (vph)		643	536		346	296	88	521		146	530	
v/s Ratio Prot		c0.31			c0.14			0.21				c0.25
v/s Ratio Perm			0.05			0.01	0.13			0.06		
v/c Ratio		0.88	0.14		0.72	0.03	0.44	0.73		0.22	0.87	
Uniform Delay, d1		25.5	18.6		31.6	27.4	24.2	26.7		22.5	28.1	
Progression Factor		1.00	1.00		1.00	1.00	1.00	1.00		1.00	1.00	
Incremental Delay, d2		13.1	0.0		6.2	0.0	1.3	4.3		0.3	13.4	
Delay (s)		38.7	18.6		37.8	27.4	25.5	31.0		22.8	41.5	
Level of Service		D	B		D	C	C	C		C	D	
Approach Delay (s)		36.3			37.4			30.4			40.3	
Approach LOS		D			D			C			D	

Intersection Summary

HCM 2000 Control Delay	36.2	HCM 2000 Level of Service	D
HCM 2000 Volume to Capacity ratio	0.84		
Actuated Cycle Length (s)	83.5	Sum of lost time (s)	14.0
Intersection Capacity Utilization	85.2%	ICU Level of Service	E
Analysis Period (min)	15		

c Critical Lane Group

Queues
22: Grand Ave & Oakland Avenue

Existing PM Option 1
PM Peak Hour



Lane Group	EBT	EBR	WBT	WBR	NBL	NBT	SBL	SBT
Lane Group Flow (vph)	567	76	250	10	39	379	32	459
v/c Ratio	0.88	0.14	0.72	0.03	0.44	0.73	0.22	0.87
Control Delay	44.2	21.4	44.0	26.3	46.4	38.4	30.4	48.7
Queue Delay	0.0	0.0	0.0	0.0	0.0	0.0	0.0	0.0
Total Delay	44.2	21.4	44.0	26.3	46.4	38.4	30.4	48.7
Queue Length 50th (ft)	270	26	125	4	17	178	13	227
Queue Length 95th (ft)	#552	67	200	17	#67	#368	43	#477
Internal Link Dist (ft)	737		756			1397		661
Turn Bay Length (ft)		75		75	100		100	
Base Capacity (vph)	664	554	584	499	88	519	146	529
Starvation Cap Reductn	0	0	0	0	0	0	0	0
Spillback Cap Reductn	0	0	0	0	0	0	0	0
Storage Cap Reductn	0	0	0	0	0	0	0	0
Reduced v/c Ratio	0.85	0.14	0.43	0.02	0.44	0.73	0.22	0.87

Intersection Summary

95th percentile volume exceeds capacity, queue may be longer.
Queue shown is maximum after two cycles.

APPENDIX E: NO RTOR + LPI SCENARIO LOS WORKSHEETS



HCM Signalized Intersection Capacity Analysis

22: Grand Ave & Oakland Avenue

Existing AM Option 2
AM Peak Hour



Movement	EBL	EBT	EBR	WBL	WBT	WBR	NBL	NBT	NBR	SBL	SBT	SBR
Lane Configurations		↖	↗		↖	↗	↖	↗		↖	↗	
Volume (vph)	76	162	39	129	401	19	40	327	49	30	209	58
Ideal Flow (vphpl)	1900	1900	1900	1900	1900	1900	1900	1900	1900	1900	1900	1900
Total Lost time (s)		5.0	5.0		5.0	5.0	4.0	4.0		4.0	4.0	
Lane Util. Factor		1.00	1.00		1.00	1.00	1.00	1.00		1.00	1.00	
Frbp, ped/bikes		1.00	0.93		1.00	0.93	1.00	0.99		1.00	0.98	
Flpb, ped/bikes		1.00	1.00		1.00	1.00	0.97	1.00		0.99	1.00	
Frt		1.00	0.85		1.00	0.85	1.00	0.98		1.00	0.97	
Flt Protected		0.98	1.00		0.99	1.00	0.95	1.00		0.95	1.00	
Satd. Flow (prot)		1786	1475		1840	1428	1722	1814		1735	1768	
Flt Permitted		0.98	1.00		0.99	1.00	0.32	1.00		0.15	1.00	
Satd. Flow (perm)		1786	1475		1840	1428	582	1814		266	1768	
Peak-hour factor, PHF	0.91	0.91	0.91	0.91	0.91	0.91	0.91	0.91	0.91	0.91	0.91	0.91
Adj. Flow (vph)	84	178	43	142	441	21	44	359	54	33	230	64
RTOR Reduction (vph)	0	0	0	0	0	0	0	0	0	0	0	0
Lane Group Flow (vph)	0	262	43	0	583	21	44	413	0	33	294	0
Confl. Peds. (#/hr)			24			25	23		13	13		23
Confl. Bikes (#/hr)						1						9
Heavy Vehicles (%)	2%	6%	2%	2%	2%	5%	2%	2%	2%	3%	2%	2%
Turn Type	Split	NA	Perm	Split	NA	Perm	Perm	NA		Perm	NA	
Protected Phases	8	8		4	4			6				2
Permitted Phases			8			4	6			2		
Actuated Green, G (s)		20.9	20.9		37.7	37.7	27.5	27.5		27.5	27.5	
Effective Green, g (s)		20.9	20.9		37.7	37.7	27.5	27.5		27.5	27.5	
Actuated g/C Ratio		0.19	0.19		0.34	0.34	0.25	0.25		0.25	0.25	
Clearance Time (s)		5.0	5.0		5.0	5.0	4.0	4.0		4.0	4.0	
Vehicle Extension (s)		1.5	1.5		1.5	1.5	2.0	2.0		2.0	2.0	
Lane Grp Cap (vph)		336	277		625	485	144	449		65	438	
v/s Ratio Prot		c0.15			c0.32			c0.23				0.17
v/s Ratio Perm			0.03			0.01	0.08			0.12		
v/c Ratio		0.78	0.16		0.93	0.04	0.31	0.92		0.51	0.67	
Uniform Delay, d1		42.8	37.6		35.4	24.5	33.9	40.6		35.9	37.6	
Progression Factor		1.00	1.00		1.00	1.00	1.00	1.00		1.00	1.00	
Incremental Delay, d2		10.0	0.1		20.7	0.0	0.4	23.4		2.3	3.2	
Delay (s)		52.8	37.7		56.1	24.5	34.4	64.0		38.1	40.8	
Level of Service		D	D		E	C	C	E		D	D	
Approach Delay (s)		50.7			55.0			61.2			40.5	
Approach LOS		D			E			E			D	

Intersection Summary

HCM 2000 Control Delay	53.1	HCM 2000 Level of Service	D
HCM 2000 Volume to Capacity ratio	0.84		
Actuated Cycle Length (s)	110.9	Sum of lost time (s)	20.0
Intersection Capacity Utilization	91.3%	ICU Level of Service	F
Analysis Period (min)	15		

c Critical Lane Group

Queues
22: Grand Ave & Oakland Avenue

Existing AM Option 2
AM Peak Hour



Lane Group	EBT	EBR	WBT	WBR	NBL	NBT	SBL	SBT
Lane Group Flow (vph)	262	43	583	21	44	413	33	294
v/c Ratio	0.76	0.15	0.91	0.04	0.30	0.90	0.49	0.66
Control Delay	57.1	38.5	56.7	29.1	44.6	65.6	67.3	47.3
Queue Delay	0.0	0.0	0.0	0.0	0.0	0.0	0.0	0.0
Total Delay	57.1	38.5	56.7	29.1	44.6	65.6	67.3	47.3
Queue Length 50th (ft)	185	27	~482	11	29	~329	23	213
Queue Length 95th (ft)	279	59	#705	31	68	#535	#76	#322
Internal Link Dist (ft)	737		756			1397		661
Turn Bay Length (ft)		75		75	100		100	
Base Capacity (vph)	452	372	639	494	147	459	67	447
Starvation Cap Reductn	0	0	0	0	0	0	0	0
Spillback Cap Reductn	0	0	0	0	0	0	0	0
Storage Cap Reductn	0	0	0	0	0	0	0	0
Reduced v/c Ratio	0.58	0.12	0.91	0.04	0.30	0.90	0.49	0.66

Intersection Summary

- ~ Volume exceeds capacity, queue is theoretically infinite.
Queue shown is maximum after two cycles.
- # 95th percentile volume exceeds capacity, queue may be longer.
Queue shown is maximum after two cycles.

HCM Signalized Intersection Capacity Analysis

22: Grand Ave & Oakland Avenue

Existing PM Option 2
PM Peak Hour



Movement	EBL	EBT	EBR	WBL	WBT	WBR	NBL	NBT	NBR	SBL	SBT	SBR
Lane Configurations		↖	↗		↖	↗	↖	↗		↖	↗	
Volume (vph)	137	396	108	86	149	15	37	295	87	30	397	49
Ideal Flow (vphpl)	1900	1900	1900	1900	1900	1900	1900	1900	1900	1900	1900	1900
Total Lost time (s)		5.0	5.0		5.0	5.0	4.0	4.0		4.0	4.0	
Lane Util. Factor		1.00	1.00		1.00	1.00	1.00	1.00		1.00	1.00	
Frbp, ped/bikes		1.00	0.97		1.00	0.97	1.00	0.99		1.00	0.99	
Flpb, ped/bikes		1.00	1.00		1.00	1.00	0.99	1.00		0.99	1.00	
Frt		1.00	0.85		1.00	0.85	1.00	0.97		1.00	0.98	
Flt Protected		0.99	1.00		0.98	1.00	0.95	1.00		0.95	1.00	
Satd. Flow (prot)		1839	1531		1796	1534	1760	1776		1751	1818	
Flt Permitted		0.99	1.00		0.98	1.00	0.13	1.00		0.22	1.00	
Satd. Flow (perm)		1839	1531		1796	1534	245	1776		408	1818	
Peak-hour factor, PHF	0.94	0.94	0.94	0.94	0.94	0.94	0.94	0.94	0.94	0.94	0.94	0.94
Adj. Flow (vph)	146	421	115	91	159	16	39	314	93	32	422	52
RTOR Reduction (vph)	0	0	0	0	0	0	0	0	0	0	0	0
Lane Group Flow (vph)	0	567	115	0	250	16	39	407	0	32	474	0
Confl. Peds. (#/hr)			7			6	9		13	13		9
Confl. Bikes (#/hr)									5			9
Heavy Vehicles (%)	2%	2%	2%	2%	5%	2%	2%	2%	2%	2%	2%	4%
Turn Type	Split	NA	Perm	Split	NA	Perm	Perm	NA		Perm	NA	
Protected Phases	8	8		4	4			6				2
Permitted Phases			8			4	6			2		
Actuated Green, G (s)		34.4	34.4		17.6	17.6	30.3	30.3		30.3	30.3	
Effective Green, g (s)		34.4	34.4		17.6	17.6	30.3	30.3		30.3	30.3	
Actuated g/C Ratio		0.33	0.33		0.17	0.17	0.29	0.29		0.29	0.29	
Clearance Time (s)		5.0	5.0		5.0	5.0	4.0	4.0		4.0	4.0	
Vehicle Extension (s)		1.5	1.5		1.5	1.5	2.0	2.0		2.0	2.0	
Lane Grp Cap (vph)		609	507		304	260	71	518		119	530	
v/s Ratio Prot		c0.31			c0.14			0.23				c0.26
v/s Ratio Perm			0.08			0.01	0.16			0.08		
v/c Ratio		0.93	0.23		0.82	0.06	0.55	0.79		0.27	0.89	
Uniform Delay, d1		33.6	25.1		41.6	36.2	31.0	33.8		28.2	35.2	
Progression Factor		1.00	1.00		1.00	1.00	1.00	1.00		1.00	1.00	
Incremental Delay, d2		20.9	0.1		15.5	0.0	4.6	7.1		0.4	17.0	
Delay (s)		54.4	25.2		57.1	36.2	35.6	40.9		28.7	52.2	
Level of Service		D	C		E	D	D	D		C	D	
Approach Delay (s)		49.5			55.9			40.4			50.7	
Approach LOS		D			E			D			D	

Intersection Summary

HCM 2000 Control Delay	48.6	HCM 2000 Level of Service	D
HCM 2000 Volume to Capacity ratio	0.88		
Actuated Cycle Length (s)	103.8	Sum of lost time (s)	20.0
Intersection Capacity Utilization	85.2%	ICU Level of Service	E
Analysis Period (min)	15		

c Critical Lane Group

Queues
22: Grand Ave & Oakland Avenue

Existing PM Option 2
PM Peak Hour



Lane Group	EBT	EBR	WBT	WBR	NBL	NBT	SBL	SBT
Lane Group Flow (vph)	567	115	250	16	39	407	32	474
v/c Ratio	0.89	0.22	0.78	0.06	0.52	0.75	0.26	0.85
Control Delay	49.7	27.0	56.6	34.7	60.5	42.8	37.1	49.8
Queue Delay	0.0	0.0	0.0	0.0	0.0	0.0	0.0	0.0
Total Delay	49.7	27.0	56.6	34.7	60.5	42.8	37.1	49.8
Queue Length 50th (ft)	313	47	145	8	19	216	14	263
Queue Length 95th (ft)	#715	121	266	29	#89	#497	54	#606
Internal Link Dist (ft)	737		756			1397		661
Turn Bay Length (ft)		75		75	100		100	
Base Capacity (vph)	638	530	495	422	75	543	124	557
Starvation Cap Reductn	0	0	0	0	0	0	0	0
Spillback Cap Reductn	0	0	0	0	0	0	0	0
Storage Cap Reductn	0	0	0	0	0	0	0	0
Reduced v/c Ratio	0.89	0.22	0.51	0.04	0.52	0.75	0.26	0.85





















Intersection Summary

95th percentile volume exceeds capacity, queue may be longer.
Queue shown is maximum after two cycles.

APPENDIX F: SIGNAL PHASING SCENARIO LOS WORKSHEETS

HCM Signalized Intersection Capacity Analysis
22: Grand Ave & Oakland Avenue

Existing AM Option 4
AM Peak Hour

													
Movement	EBL	EBT	EBR	WBL	WBT	WBR	NBL	NBT	NBR	SBL	SBT	SBR	
Lane Configurations													
Volume (vph)	76	162	15	129	401	14	40	327	33	30	209	43	
Ideal Flow (vphpl)	1900	1900	1900	1900	1900	1900	1900	1900	1900	1900	1900	1900	
Total Lost time (s)		5.0	5.0		5.0	5.0	4.0	4.0		4.0	4.0		
Lane Util. Factor		1.00	1.00		1.00	1.00	1.00	1.00		1.00	1.00		
Frbp, ped/bikes		1.00	0.95		1.00	0.95	1.00	1.00		1.00	0.99		
Flpb, ped/bikes		1.00	1.00		1.00	1.00	0.98	1.00		0.99	1.00		
Frt		1.00	0.85		1.00	0.85	1.00	0.99		1.00	0.97		
Flt Protected		0.98	1.00		0.99	1.00	0.95	1.00		0.95	1.00		
Satd. Flow (prot)		1786	1511		1840	1465	1737	1831		1738	1797		
Flt Permitted		0.55	1.00		0.84	1.00	0.47	1.00		0.33	1.00		
Satd. Flow (perm)		999	1511		1568	1465	857	1831		599	1797		
Peak-hour factor, PHF	0.91	0.91	0.91	0.91	0.91	0.91	0.91	0.91	0.91	0.91	0.91	0.91	
Adj. Flow (vph)	84	178	16	142	441	15	44	359	36	33	230	47	
RTOR Reduction (vph)	0	0	0	0	0	0	0	0	0	0	0	0	
Lane Group Flow (vph)	0	262	16	0	583	15	44	395	0	33	277	0	
Confl. Peds. (#/hr)			24			25	23		13	13		23	
Confl. Bikes (#/hr)						1						9	
Heavy Vehicles (%)	2%	6%	2%	2%	2%	5%	2%	2%	2%	3%	2%	2%	
Turn Type	Perm	NA	Perm	Perm	NA	Perm	Perm	NA		Perm	NA		
Protected Phases		8			4			6			2		
Permitted Phases	8		8	4		4	6			2			
Actuated Green, G (s)		25.8	25.8		25.8	25.8	18.5	18.5		18.1	18.1		
Effective Green, g (s)		25.8	25.8		25.8	25.8	18.5	18.5		18.1	18.1		
Actuated g/C Ratio		0.44	0.44		0.44	0.44	0.32	0.32		0.31	0.31		
Clearance Time (s)		5.0	5.0		5.0	5.0	4.0	4.0		4.0	4.0		
Vehicle Extension (s)		1.5	1.5		1.5	1.5	2.0	2.0		2.0	2.0		
Lane Grp Cap (vph)		439	664		689	643	270	577		184	554		
v/s Ratio Prot								c0.22				0.15	
v/s Ratio Perm		0.26	0.01		c0.37	0.01	0.05			0.06			
v/c Ratio		0.60	0.02		0.85	0.02	0.16	0.68		0.18	0.50		
Uniform Delay, d1		12.5	9.3		14.7	9.3	14.5	17.6		14.9	16.6		
Progression Factor		1.00	1.00		1.00	1.00	1.00	1.00		1.00	1.00		
Incremental Delay, d2		1.5	0.0		9.0	0.0	0.1	2.7		0.2	0.3		
Delay (s)		14.0	9.3		23.7	9.3	14.6	20.2		15.0	16.9		
Level of Service		B	A		C	A	B	C		B	B		
Approach Delay (s)		13.7			23.4			19.7			16.7		
Approach LOS		B			C			B			B		
Intersection Summary													
HCM 2000 Control Delay			19.4									HCM 2000 Level of Service	B
HCM 2000 Volume to Capacity ratio			0.75										
Actuated Cycle Length (s)			58.7									Sum of lost time (s)	13.0
Intersection Capacity Utilization			90.7%									ICU Level of Service	E
Analysis Period (min)			15										

c Critical Lane Group

Queues
22: Grand Ave & Oakland Avenue

Existing AM Option 4
AM Peak Hour



Lane Group	EBT	EBR	WBT	WBR	NBL	NBT	SBL	SBT
Lane Group Flow (vph)	262	16	583	15	44	395	33	277
v/c Ratio	0.57	0.02	0.81	0.02	0.16	0.66	0.18	0.49
Control Delay	19.3	11.3	26.4	11.2	18.4	24.5	20.8	21.7
Queue Delay	0.0	0.0	0.0	0.0	0.0	0.0	0.0	0.0
Total Delay	19.3	11.3	26.4	11.2	18.4	24.5	20.8	21.7
Queue Length 50th (ft)	49	2	128	2	10	106	7	69
Queue Length 95th (ft)	168	15	#421	14	40	258	33	175
Internal Link Dist (ft)	737		756			1397		661
Turn Bay Length (ft)		75		75	100		100	
Base Capacity (vph)	639	958	1002	929	391	839	266	799
Starvation Cap Reductn	0	0	0	0	0	0	0	0
Spillback Cap Reductn	0	0	0	0	0	0	0	0
Storage Cap Reductn	0	0	0	0	0	0	0	0
Reduced v/c Ratio	0.41	0.02	0.58	0.02	0.11	0.47	0.12	0.35

Intersection Summary

95th percentile volume exceeds capacity, queue may be longer.
Queue shown is maximum after two cycles.

HCM Signalized Intersection Capacity Analysis

22: Grand Ave & Oakland Avenue

Existing PM Option 4
PM Peak Hour



Movement	EBL	EBT	EBR	WBL	WBT	WBR	NBL	NBT	NBR	SBL	SBT	SBR
Lane Configurations		↖	↗		↖	↗	↖	↗		↖	↗	
Volume (vph)	137	396	71	86	149	9	37	295	61	30	397	35
Ideal Flow (vphpl)	1900	1900	1900	1900	1900	1900	1900	1900	1900	1900	1900	1900
Total Lost time (s)		5.0	5.0		5.0	5.0	4.0	4.0		4.0	4.0	
Lane Util. Factor		1.00	1.00		1.00	1.00	1.00	1.00		1.00	1.00	
Frbp, ped/bikes		1.00	0.97		1.00	0.97	1.00	0.99		1.00	1.00	
Flpb, ped/bikes		1.00	1.00		1.00	1.00	1.00	1.00		0.99	1.00	
Frt		1.00	0.85		1.00	0.85	1.00	0.97		1.00	0.99	
Flt Protected		0.99	1.00		0.98	1.00	0.95	1.00		0.95	1.00	
Satd. Flow (prot)		1839	1540		1796	1542	1761	1802		1755	1831	
Flt Permitted		0.81	1.00		0.65	1.00	0.23	1.00		0.34	1.00	
Satd. Flow (perm)		1506	1540		1181	1542	422	1802		620	1831	
Peak-hour factor, PHF	0.94	0.94	0.94	0.94	0.94	0.94	0.94	0.94	0.94	0.94	0.94	0.94
Adj. Flow (vph)	146	421	76	91	159	10	39	314	65	32	422	37
RTOR Reduction (vph)	0	0	0	0	0	0	0	0	0	0	0	0
Lane Group Flow (vph)	0	567	76	0	250	10	39	379	0	32	459	0
Confl. Peds. (#/hr)			7			6	9		13	13		9
Confl. Bikes (#/hr)									5			9
Heavy Vehicles (%)	2%	2%	2%	2%	5%	2%	2%	2%	2%	2%	2%	4%
Turn Type	Perm	NA	Perm	Perm	NA	Perm	Perm	NA		Perm	NA	
Protected Phases		8			4			6			2	
Permitted Phases	8		8	4		4	6			2		
Actuated Green, G (s)		28.9	28.9		26.4	26.4	18.1	18.1		18.1	18.1	
Effective Green, g (s)		28.9	28.9		26.4	26.4	18.1	18.1		18.1	18.1	
Actuated g/C Ratio		0.49	0.49		0.45	0.45	0.31	0.31		0.31	0.31	
Clearance Time (s)		5.0	5.0		5.0	5.0	4.0	4.0		4.0	4.0	
Vehicle Extension (s)		1.5	1.5		1.5	1.5	2.0	2.0		2.0	2.0	
Lane Grp Cap (vph)		743	760		532	695	130	557		191	566	
v/s Ratio Prot								0.21				c0.25
v/s Ratio Perm		c0.38	0.05		0.21	0.01	0.09			0.05		
v/c Ratio		0.76	0.10		0.47	0.01	0.30	0.68		0.17	0.81	
Uniform Delay, d1		12.0	7.9		11.2	8.9	15.4	17.7		14.7	18.6	
Progression Factor		1.00	1.00		1.00	1.00	1.00	1.00		1.00	1.00	
Incremental Delay, d2		4.2	0.0		0.2	0.0	0.5	2.7		0.2	8.2	
Delay (s)		16.2	7.9		11.4	8.9	15.9	20.4		14.9	26.8	
Level of Service		B	A		B	A	B	C		B	C	
Approach Delay (s)		15.2			11.3			20.0			26.0	
Approach LOS		B			B			B			C	

Intersection Summary

HCM 2000 Control Delay	18.7	HCM 2000 Level of Service	B
HCM 2000 Volume to Capacity ratio	0.81		
Actuated Cycle Length (s)	58.5	Sum of lost time (s)	13.0
Intersection Capacity Utilization	85.2%	ICU Level of Service	E
Analysis Period (min)	15		

c Critical Lane Group

Queues
22: Grand Ave & Oakland Avenue

Existing PM Option 4
PM Peak Hour



Lane Group	EBT	EBR	WBT	WBR	NBL	NBT	SBL	SBT
Lane Group Flow (vph)	567	76	250	10	39	379	32	459
v/c Ratio	0.77	0.10	0.44	0.01	0.28	0.64	0.16	0.77
Control Delay	21.8	9.4	14.9	10.7	21.7	22.6	17.0	27.9
Queue Delay	0.0	0.0	0.0	0.0	0.0	0.0	0.0	0.0
Total Delay	21.8	9.4	14.9	10.7	21.7	22.6	17.0	27.9
Queue Length 50th (ft)	135	12	47	2	9	103	7	132
Queue Length 95th (ft)	#374	39	147	11	38	224	30	#312
Internal Link Dist (ft)	737		756			1397		661
Turn Bay Length (ft)		75		75	100		100	
Base Capacity (vph)	808	824	616	803	180	771	265	785
Starvation Cap Reductn	0	0	0	0	0	0	0	0
Spillback Cap Reductn	0	0	0	0	0	0	0	0
Storage Cap Reductn	0	0	0	0	0	0	0	0
Reduced v/c Ratio	0.70	0.09	0.41	0.01	0.22	0.49	0.12	0.58

Intersection Summary

95th percentile volume exceeds capacity, queue may be longer.
Queue shown is maximum after two cycles.